


# GENERAL VALUATION ROLL




Published Date  
Objection closing date

31 January 2024  
24 May 2024

Number	Erf/Farm Area	Erf/Farm Number	Portion	Valuation Category	Extent (SQM)	Market Value
C0950000000000100000	Libode RD	1	0	Agricultural Properties	42827	R 29 700,00
C0950000000000200000	Libode RD	2	0	Agricultural Properties	42827	R 29 700,00
C0950000000000300000	Libode RD	3	0	Agricultural Properties	42827	R 29 700,00
C0950000000000400000	Libode RD	4	0	Agricultural Properties	42827	R 859 700,00
C0950000000000500000	Libode RD	5	0	Agricultural Properties	42827	R 329 700,00
C09500000000007100000	Libode RD	71	0	Communal Land	48997344	R 24 500 000,00
C09500000000008500000	Libode RD	85	0	Communal Land	42732572	R 21 350 000,00
C09500000000010600000	Libode RD	106	0	Communal Land	30603969	R 15 300 000,00
C10500010000000100000	Qumbu	1	0	Business Properties	2974	R 1 900 000,00
C10500010000000200000	Qumbu	2	0	Residential Properties	1983	R 459 000,00
C10500010000000300000	Qumbu	3	0	Residential Properties	1983	R 521 000,00
C10500010000000400000	Qumbu	4	0	Business Properties	7544	R 3 000 000,00
C10500010000000500000	Qumbu	5	0	Business Properties	2380	R 6 650 000,00
C10500010000000600000	Qumbu	6	0	Vacant Land	1300	R 148 000,00
C10500010000000700000	Qumbu	7	0	Business Properties	1983	R 750 000,00
C10500010000000800000	Qumbu	8	0	Business Properties	1983	R 5 350 000,00
C10500010000000900000	Qumbu	9	0	Vacant Land	1977	R 950 000,00
C10500010000001000000	Qumbu	10	0	Business Properties	1983	R 8 000 000,00
C10500010000001100000	Qumbu	11	0	Business Properties	1983	R 1,00
C10500010000001200000	Qumbu	12	0	Business Properties	1983	R 1,00
C10500010000001300000	Qumbu	13	0	Business Properties	1983	R 2 200 000,00
C10500010000001400000	Qumbu	14	0	Vacant Land	2181	R 1 040 000,00
C10500010000001500000	Qumbu	15	0	Business Properties	2181	R 8 400 000,00
C10500010000001600000	Qumbu	16	0	Vacant Land	2875	R 1 350 000,00
C10500010000001700000	Qumbu	17	0	Business Properties	2875	R 6 200 000,00
C10500010000001800000	Qumbu	18	0	Business Properties	2775	R 1 850 000,00
C10500010000001900000	Qumbu	19	0	Business Properties	2775	R 5 950 000,00
C10500010000002000000	Qumbu	20	0	Business Properties	1983	R 980 000,00
C10500010000002100000	Qumbu	21	0	Business Properties	1983	R 3 900 000,00
C10500010000002200000	Qumbu	22	0	Residential Properties	2974	R 355 000,00
C10500010000002300000	Qumbu	23	0	Business Properties	1758	R 5 750 000,00
C10500010000002400000	Qumbu	24	0	Residential Properties	1983	R 378 000,00
C10500010000002500000	Qumbu	25	0	Place of Worship	1983	R 2 676 000,00
C10500010000002600000	Qumbu	26	0	Business Properties	1983	R 2 100 000,00
C10500010000002700000	Qumbu	27	0	Place of Worship	1983	R 3 576 000,00
C10500010000002800000	Qumbu	28	0	Business Properties	1983	R 2 150 000,00
C10500010000002900000	Qumbu	29	0	Business Properties	1983	R 2 300 000,00
C10500010000003000000	Qumbu	30	0	Business Properties	9715	R 29 350 000,00
C10500010000003100000	Qumbu	31	0	Business Properties	14120	R 18 650 000,00
C10500010000003500000	Qumbu	35	0	Business Properties	1983	R 2 500 000,00

# GENERAL VALUATION ROLL




Published Date  
Objection closing date

31 January 2024  
24 May 2024

Number	Erf/Farm Area	Erf/Farm Number	Portion	Valuation Category	Extent (SQM)	Market Value
C10500010000003600000	Qumbu	36	0	Business Properties	991 R	1 750 000,00
C10500010000003700000	Qumbu	37	0	Business Properties	4015 R	32 050 000,00
C10500010000003800000	Qumbu	38	0	Business Properties	2974 R	1,00
C10500010000004000000	Qumbu	40	0	Business Properties	2380 R	1,00
C10500010000004100000	Qumbu	41	0	Business Properties	2974 R	8 950 000,00
C10500010000004200000	Qumbu	42	0	Vacant Land	1983 R	226 000,00
C10500010000004300000	Qumbu	43	0	Business Properties	3271 R	1 500 000,00
C10500010000004400000	Qumbu	44	0	Business Properties	2181 R	1 400 000,00
C10500010000004500000	Qumbu	45	0	Business Properties	2974 R	2 500 000,00
C10500010000004600000	Qumbu	46	0	Residential Properties	1983 R	491 000,00
C10500010000004700000	Qumbu	47	0	Business Properties	2974 R	4 200 000,00
C10500010000004800000	Qumbu	48	0	Business Properties	1983 R	4 300 000,00
C10500010000004900000	Qumbu	49	0	Business Properties	8922 R	14 000 000,00
C10500010000005000000	Qumbu	50	0	Business Properties	1878 R	1 750 000,00
C10500010000005100000	Qumbu	51	0	Residential Properties	1704 R	584 000,00
C10500010000005200000	Qumbu	52	0	Vacant Land	256 R	25 600,00
C10500010000005300000	Qumbu	53	0	Place of Worship	3001 R	1 450 000,00
C10500010000005400000	Qumbu	54	0	Public Service Infrastructure	3864 R	19 300,00
C10500010000005500000	Qumbu	55	0	Vacant Land	2576 R	198 000,00
C10500010000005600000	Qumbu	56	0	Business Properties	2974 R	1 300 000,00
C10500010000005700000	Qumbu	57	0	Business Properties	1983 R	850 000,00
C10500010000005800000	Qumbu	58	0	Business Properties	26255 R	1 350 000,00
C10500010000005900000	Qumbu	59	0	Business Properties	26255 R	3 000 000,00
C10500010000006000000	Qumbu	60	0	Business Properties	8437 R	740 000,00
C10500010000006100000	Qumbu	61	0	Business Properties	20243 R	1 300 000,00
C10500010000006200000	Qumbu	62	0	Business Properties	1784 R	3 300 000,00
C10500010000006300000	Qumbu	63	0	Business Properties	1784 R	2 150 000,00
C10500010000006400000	Qumbu	64	0	Business Properties	1983 R	2 600 000,00
C10500010000006500000	Qumbu	65	0	Business Properties	1983 R	1 000 000,00
C10500010000006600000	Qumbu	66	0	Business Properties	1983 R	1 800 000,00
C10500010000006700000	Qumbu	67	0	Business Properties	1983 R	1 000 000,00
C10500010000006800000	Qumbu	68	0	Business Properties	1983 R	900 000,00
C10500010000006900000	Qumbu	69	0	Business Properties	1983 R	1 600 000,00
C10500010000007000000	Qumbu	70	0	Business Properties	1983 R	2 500 000,00
C10500010000007100000	Qumbu	71	0	Business Properties	1983 R	890 000,00
C10500010000007200000	Qumbu	72	0	Business Properties	3965 R	790 000,00
C10500010000007300000	Qumbu	73	0	Business Properties	2131 R	1 050 000,00
C10500010000007400000	Qumbu	74	0	Business Properties	2131 R	930 000,00
C10500010000007500000	Qumbu	75	0	Place of Worship	2133 R	2 193 000,00
C10500010000007600000	Qumbu	76	0	Place of Worship	4263 R	2 950 000,00

# GENERAL VALUATION ROLL




Published Date  
Objection closing date

31 January 2024  
24 May 2024

Number	Erf/Farm Area	Erf/Farm Number	Portion	Valuation Category	Extent (SQM)	Market Value
C10500010000007700000	Qumbu	77	0	Business Properties	4263	R 420 000,00
C10500010000007800000	Qumbu	78	0	Residential Properties	2131	R 444 000,00
C10500010000007900000	Qumbu	79	0	Vacant Land	2131	R 243 000,00
C10500010000008000000	Qumbu	80	0	Public Service Purposes	2131	R 3 160 000,00
C10500010000008100000	Qumbu	81	0	Business Properties	2131	R 1 100 000,00
C10500010000008200000	Qumbu	82	0	Public Service Purposes	2131	R 2 860 000,00
C10500010000008300000	Qumbu	83	0	Residential Properties	2131	R 1 458 000,00
C10500010000008400000	Qumbu	84	0	Vacant Land	2133	R 243 000,00
C10500010000008500000	Qumbu	85	0	Vacant Land	2131	R 243 000,00
C10500010000008600000	Qumbu	86	0	Vacant Land	2131	R 243 000,00
C10500010000008700000	Qumbu	87	0	Business Properties	5857	R 1 250 000,00
C10500010000008800000	Qumbu	88	0	Business Properties	3877	R 2 700 000,00
C10500010000008900000	Qumbu	89	0	Residential Properties	5022	R 2 440 000,00
C10500010000009000000	Qumbu	90	0	Vacant Land	22288	R 1 500 000,00
C10500010000009100000	Qumbu	91	0	Business Properties	4944	R 10 100 000,00
C10500010000009200000	Qumbu	92	0	Vacant Land	1828	R 870 000,00
C10500010000009300000	Qumbu	93	0	Vacant Land	4165	R 1 500 000,00
C10500010000009400000	Qumbu	94	0	Public Service Purposes	27127	R 6 460 000,00
C10500010000009500000	Qumbu	95	0	Business Properties	26579	R 990 000,00
C10500010000009600000	Qumbu	96	0	Municipal Properties	33563	R 30 960 000,00
C10500010000009800000	Qumbu	98	0	Business Properties	42827	R 1 300 000,00
C10500010000009900000	Qumbu	99	0	Agricultural Properties	51318	R 1 473 600,00
C10500010000010000000	Qumbu	100	0	Place of Worship	16026	R 250 000,00
C10500010000010200000	Qumbu	102	0	Municipal Properties	36464751	R 8 386 000,00
C10500010000010300000	Qumbu	103	0	Agricultural Properties	922179	R 475 000,00
C10500010000010400000	Qumbu	104	0	Agricultural Properties	882104	R 145 000,00
C10500010000010500000	Qumbu	105	0	Agricultural Properties	1696330	R 780 000,00
C10500010000010800000	Qumbu	108	0	Business Properties	104	R 750 000,00
C10500010000010900000	Qumbu	109	0	Business Properties	2007	R 1 200 000,00
C10500010000011000000	Qumbu	110	0	Place of Worship	1065	R 121 000,00
C10500010000011100000	Qumbu	111	0	Vacant Land	982	R 1,00
C10500010000011200000	Qumbu	112	0	Vacant Land	654	R 74 500,00
C10500010000011300000	Qumbu	113	0	Place of Worship	2070	R 775 000,00
C10500010000011400000	Qumbu	114	0	Residential Properties	630	R 442 000,00
C10500010000011500000	Qumbu	115	0	Small Holdings	41713	R 293 000,00
C10500010000011600000	Qumbu	116	0	Small Holdings	41727	R 143 000,00
C10500010000011700000	Qumbu	117	0	Small Holdings	43527	R 149 000,00
C10500010000011800000	Qumbu	118	0	Small Holdings	42227	R 145 000,00
C10500010000011900000	Qumbu	119	0	Small Holdings	44089	R 151 000,00
C10500010000012000000	Qumbu	120	0	Small Holdings	43113	R 268 000,00

# GENERAL VALUATION ROLL




Published Date  
Objection closing date

31 January 2024  
24 May 2024

Number	Erf/Farm Area	Erf/Farm Number	Portion	Valuation Category	Extent (SQM)	Market Value
C10500010000012100000	Qumbu	121	0	Small Holdings	42798	R 297 000,00
C10500010000012200000	Qumbu	122	0	Small Holdings	42178	R 144 000,00
C10500010000012300000	Qumbu	123	0	Small Holdings	42205	R 144 000,00
C10500010000012400000	Qumbu	124	0	Small Holdings	42125	R 145 000,00
C10500010000012500000	Qumbu	125	0	Small Holdings	41182	R 140 000,00
C10500010000012600000	Qumbu	126	0	Small Holdings	42342	R 145 000,00
C10500010000012700000	Qumbu	127	0	Small Holdings	43041	R 147 000,00
C10500010000012800000	Qumbu	128	0	Small Holdings	45601	R 156 000,00
C10500010000012900000	Qumbu	129	0	Small Holdings	43198	R 148 000,00
C10500010000013000000	Qumbu	130	0	Small Holdings	43355	R 298 000,00
C10500010000013100000	Qumbu	131	0	Small Holdings	41970	R 294 000,00
C10500010000013200000	Qumbu	132	0	Small Holdings	42961	R 147 000,00
C10500010000013300000	Qumbu	133	0	Small Holdings	43398	R 189 900,00
C10500010000013400000	Qumbu	134	0	Small Holdings	43398	R 149 000,00
C10500010000013500000	Qumbu	135	0	Small Holdings	42884	R 147 000,00
C10500010000013600000	Qumbu	136	0	Small Holdings	43012	R 147 000,00
C10500010000013700000	Qumbu	137	0	Small Holdings	39725	R 136 000,00
C10500010000013800000	Qumbu	138	0	Small Holdings	44140	R 151 000,00
C10500010000013900000	Qumbu	139	0	Small Holdings	45125	R 154 000,00
C10500010000014000000	Qumbu	140	0	Small Holdings	45439	R 156 000,00
C10500010000014100000	Qumbu	141	0	Small Holdings	46296	R 158 000,00
C10500010000014200000	Qumbu	142	0	Small Holdings	47367	R 162 000,00
C10500010000014300000	Qumbu	143	0	Small Holdings	48422	R 316 000,00
C10500010000014400000	Qumbu	144	0	Small Holdings	43270	R 298 000,00
C10500010000014500000	Qumbu	145	0	Small Holdings	45007	R 304 000,00
C10500010000014600000	Qumbu	146	0	Small Holdings	43664	R 206 000,00
C10500010000014700000	Qumbu	147	0	Small Holdings	41984	R 144 000,00
C10500010000014800000	Qumbu	148	0	Small Holdings	42657	R 146 000,00
C10500010000014900000	Qumbu	149	0	Small Holdings	42648	R 146 000,00
C10500010000015000000	Qumbu	150	0	Small Holdings	42651	R 146 000,00
C10500010000015100000	Qumbu	151	0	Small Holdings	43614	R 299 000,00
C10500010000015200000	Qumbu	152	0	Small Holdings	46424	R 309 000,00
C10500010000015300000	Qumbu	153	0	Small Holdings	42870	R 297 000,00
C10500010000015400000	Qumbu	154	0	Small Holdings	41156	R 141 000,00
C10500010000015500000	Qumbu	155	0	Small Holdings	44754	R 153 000,00
C10500010000015600000	Qumbu	156	0	Small Holdings	46906	R 161 000,00
C10500010000015700000	Qumbu	157	0	Small Holdings	53009	R 181 000,00
C10500010000015800000	Qumbu	158	0	Small Holdings	48266	R 165 000,00
C10500010000015900000	Qumbu	159	0	Small Holdings	43853	R 300 000,00
C10500010000016000000	Qumbu	160	0	Small Holdings	43070	R 147 000,00

# GENERAL VALUATION ROLL




Published Date  
Objection closing date

31 January 2024  
24 May 2024

Number	Erf/Farm Area	Erf/Farm Number	Portion	Valuation Category	Extent (SQM)	Market Value
C10500010000016100000	Qumbu	161	0	Small Holdings	42927	R 147 000,00
C10500010000016200000	Qumbu	162	0	Small Holdings	42303	R 218 000,00
C10500010000016300000	Qumbu	163	0	Small Holdings	42670	R 146 000,00
C10500010000016400000	Qumbu	164	0	Small Holdings	42311	R 145 000,00
C10500010000016500000	Qumbu	165	0	Small Holdings	41478	R 292 000,00
C10500010000016600000	Qumbu	166	0	Small Holdings	42655	R 222 500,00
C10500010000016700000	Qumbu	167	0	Small Holdings	44492	R 152 000,00
C10500010000016800000	Qumbu	168	0	Small Holdings	42741	R 296 000,00
C10500010000016900000	Qumbu	169	0	Small Holdings	42527	R 296 000,00
C10500010000017000000	Qumbu	170	0	Small Holdings	42013	R 144 000,00
C10500010000017100000	Qumbu	171	0	Small Holdings	43196	R 148 000,00
C10500010000017200000	Qumbu	172	0	Small Holdings	43783	R 300 000,00
C10500010000017300000	Qumbu	173	0	Small Holdings	43441	R 149 000,00
C10500010000017400000	Qumbu	174	0	Small Holdings	37187	R 127 000,00
C10500010000017500000	Qumbu	175	0	Small Holdings	40813	R 140 000,00
C10500010000017600000	Qumbu	176	0	Small Holdings	41085	R 216 500,00
C10500010000017700000	Qumbu	177	0	Small Holdings	41091	R 141 000,00
C10500010000017800000	Qumbu	178	0	Small Holdings	48107	R 165 000,00
C10500010000017900000	Qumbu	179	0	Small Holdings	42927	R 297 000,00
C10500010000018000000	Qumbu	180	0	Small Holdings	42798	R 146 500,00
C10500010000018100000	Qumbu	181	0	Small Holdings	41137	R 141 000,00
C10500010000018200000	Qumbu	182	0	Small Holdings	42512	R 146 000,00
C10500010000018300000	Qumbu	183	0	Small Holdings	42538	R 146 000,00
C10500010000018400000	Qumbu	184	0	Small Holdings	42598	R 146 000,00
C10500010000018500000	Qumbu	185	0	Small Holdings	42316	R 145 000,00
C10500010000018600000	Qumbu	186	0	Small Holdings	42666	R 146 000,00
C10500010000018700000	Qumbu	187	0	Small Holdings	42455	R 145 000,00
C10500010000018800000	Qumbu	188	0	Small Holdings	39907	R 137 000,00
C10500010000018900000	Qumbu	189	0	Small Holdings	38267	R 131 000,00
C10500010000019000000	Qumbu	190	0	Small Holdings	39417	R 135 000,00
C10500010000019100000	Qumbu	191	0	Small Holdings	42071	R 144 000,00
C10500010000019200000	Qumbu	192	0	Small Holdings	42391	R 145 000,00
C10500010000019300000	Qumbu	193	0	Small Holdings	41871	R 143 000,00
C10500010000019400000	Qumbu	194	0	Small Holdings	42184	R 294 000,00
C10500010000019500000	Qumbu	195	0	Small Holdings	43669	R 299 000,00
C10500010000019600000	Qumbu	196	0	Small Holdings	39999	R 137 000,00
C10500010000019700000	Qumbu	197	0	Small Holdings	40007	R 137 000,00
C10500010000019800000	Qumbu	198	0	Small Holdings	39969	R 137 000,00
C10500010000019900000	Qumbu	199	0	Small Holdings	40006	R 137 000,00
C10500010000020000000	Qumbu	200	0	Small Holdings	39998	R 137 000,00

# GENERAL VALUATION ROLL




Published Date  
Objection closing date

31 January 2024  
24 May 2024

Number	Erf/Farm Area	Erf/Farm Number	Portion	Valuation Category	Extent (SQM)	Market Value
C10500010000020100000	Qumbu	201	0	Small Holdings	36059	R 224 000,00
C10500010000020200000	Qumbu	202	0	Small Holdings	42984	R 243 000,00
C10500010000020300000	Qumbu	203	0	Small Holdings	39996	R 287 000,00
C10500010000020400000	Qumbu	204	0	Small Holdings	40007	R 137 000,00
C10500010000020500000	Qumbu	205	0	Small Holdings	39998	R 287 000,00
C10500010000020600000	Qumbu	206	0	Small Holdings	39985	R 137 000,00
C10500010000020700000	Qumbu	207	0	Small Holdings	33230	R 114 000,00
C10500010000020800000	Qumbu	208	0	Small Holdings	44212	R 151 000,00
C10500010000020900000	Qumbu	209	0	Small Holdings	56654	R 194 000,00
C10500010000021000000	Qumbu	210	0	Small Holdings	50472	R 173 000,00
C10500010000021100000	Qumbu	211	0	Small Holdings	39912	R 137 000,00
C10500010000021200000	Qumbu	212	0	Small Holdings	41981	R 144 000,00
C10500010000021300000	Qumbu	213	0	Small Holdings	43602	R 149 000,00
C10500010000021400000	Qumbu	214	0	Small Holdings	51192	R 325 000,00
C10500010000021500000	Qumbu	215	0	Small Holdings	45268	R 155 000,00
C10500010000021600000	Qumbu	216	0	Small Holdings	38456	R 132 000,00
C10500010000021700000	Qumbu	217	0	Small Holdings	46301	R 158 000,00
C10500010000021800000	Qumbu	218	0	Small Holdings	34774	R 119 000,00
C10500010000021900000	Qumbu	219	0	Small Holdings	40057	R 255 000,00
C10500010000022000000	Qumbu	220	0	Small Holdings	46806	R 160 000,00
C10500010000022100000	Qumbu	221	0	Small Holdings	34632	R 269 000,00
C10500010000022200000	Qumbu	222	0	Small Holdings	34438	R 268 000,00
C10500010000022300000	Qumbu	223	0	Small Holdings	41228	R 141 000,00
C10500010000022400000	Qumbu	224	0	Small Holdings	36798	R 126 000,00
C10500010000022500000	Qumbu	225	0	Small Holdings	39634	R 136 000,00
C10500010000022600000	Qumbu	226	0	Small Holdings	39649	R 286 000,00
C10500010000022700000	Qumbu	227	0	Small Holdings	39649	R 286 000,00
C10500010000022800000	Qumbu	228	0	Small Holdings	35103	R 223 000,00
C10500010000022900000	Qumbu	229	0	Small Holdings	39486	R 135 000,00
C10500010000023000000	Qumbu	230	0	Small Holdings	39828	R 286 000,00
C10500010000023100000	Qumbu	231	0	Small Holdings	39819	R 286 000,00
C10500010000023200000	Qumbu	232	0	Place of Worship	39835	R 250 000,00
C10500010000023300000	Qumbu	233	0	Small Holdings	39828	R 286 000,00
C10500010000023400000	Qumbu	234	0	Small Holdings	39393	R 285 000,00
C10500010000023500000	Qumbu	235	0	Public Service Infrastructure	676	R 10 000,00
C10500010000023600000	Qumbu	236	0	Public Service Purposes	16539	R 11 060 000,00
C10500010000023700000	Qumbu	237	0	Municipal Properties	64294	R 250 000,00
C10500010000024100000	Qumbu	241	0	Residential Properties	1983	R 541 000,00
C10500010000024400000	Qumbu	244	0	Business Properties	1904	R 1 800 000,00
C10500010000024500000	Qumbu	245	0	Residential Properties	1974	R 455 000,00

# GENERAL VALUATION ROLL




Published Date  
Objection closing date

31 January 2024  
24 May 2024

Number	Erf/Farm Area	Erf/Farm Number	Portion	Valuation Category	Extent (SQM)	Market Value
C1050001000002460000	Qumbu	246	0	Residential Properties	1962	R 409 000,00
C1050001000002470000	Qumbu	247	0	Business Properties	1961	R 2 250 000,00
C1050001000002480000	Qumbu	248	0	Business Properties	1997	R 1 500 000,00
C1050001000002490000	Qumbu	249	0	Residential Properties	1928	R 620 000,00
C1050001000002500000	Qumbu	250	0	Residential Properties	2010	R 342 000,00
C10500010000025100000	Qumbu	251	0	Vacant Land	2131	R 243 000,00
C10500010000025200000	Qumbu	252	0	Business Properties	2137	R 1 550 000,00
C10500010000025300000	Qumbu	253	0	Residential Properties	2166	R 747 000,00
C10500010000025500000	Qumbu	255	0	Residential Properties	2079	R 627 000,00
C10500010000025600000	Qumbu	256	0	Residential Properties	1983	R 375 000,00
C10500010000025800000	Qumbu	258	0	Business Properties	1561	R 3 500 000,00
C10500010000025900000	Qumbu	259	0	Business Properties	1	R 5 050 000,00
C10500010000026100000	Qumbu	261	0	Business Properties	592	R 12 000 000,00
C10500010000026200000	Qumbu	262	0	Business Properties	3833	R 1 450 000,00
C10500010000026300000	Qumbu	263	0	Residential Properties	2197	R 685 000,00
C10500010000026400000	Qumbu	264	0	Residential Properties	2769	R 675 000,00
C10500010000026500000	Qumbu	265	0	Business Properties	2320	R 1 550 000,00
C10500010000026600000	Qumbu	266	0	Business Properties	4015	R 3 760 000,00
C10500010000026800000	Qumbu	268	0	Business Properties	2128	R 960 000,00
C10500010000027000000	Qumbu	270	0	Residential Properties	1366	R 591 000,00
C10500010000027100000	Qumbu	271	0	Business Properties	1365	R 890 000,00
C10500010000027300000	Qumbu	273	0	Residential Properties	1377	R 236 500,00
C10500010000027400000	Qumbu	274	0	Business Properties	1388	R 1 900 000,00
C10500010000027500000	Qumbu	275	0	Vacant Land	1388	R 158 000,00
C10500010000027600000	Qumbu	276	0	Business Properties	1466	R 1 900 000,00
C10500010000027700000	Qumbu	277	0	Residential Properties	1466	R 567 000,00
C10500010000027900000	Qumbu	279	0	Business Properties	1516	R 1 800 000,00
C10500010000028000000	Qumbu	280	0	Business Properties	1615	R 1 850 000,00
C10500010000028300000	Qumbu	283	0	Residential Properties	1629	R 586 000,00
C10500010000028400000	Qumbu	284	0	Business Properties	1643	R 1 050 000,00
C10500010000028900000	Qumbu	289	0	Residential Properties	1661	R 890 000,00
C10500010000029100000	Qumbu	291	0	Residential Properties	1559	R 318 000,00
C10500010000029900000	Qumbu	299	0	Business Properties	1661	R 930 000,00
C10500010000030100000	Qumbu	301	0	Business Properties	348	R 750 000,00
C10500010000030200000	Qumbu	302	0	Business Properties	361	R 750 000,00
C10500010000030300000	Qumbu	303	0	Business Properties	342	R 750 000,00
C10500010000030400000	Qumbu	304	0	Vacant Land	393	R 44 800,00
C10500010000030500000	Qumbu	305	0	Vacant Land	387	R 44 100,00
C10500010000030600000	Qumbu	306	0	Business Properties	752	R 160 750,00
C10500010000030700000	Qumbu	307	0	Business Properties	658	R 750 000,00

# GENERAL VALUATION ROLL




Published Date  
Objection closing date

31 January 2024  
24 May 2024

Number	Erf/Farm Area	Erf/Farm Number	Portion	Valuation Category	Extent (SQM)	Market Value
C10500010000030800000	Qumbu	308	0	Business Properties	713	R 2 200 000,00
C10500010000030900000	Qumbu	309	0	Business Properties	467	R 135 000,00
C10500010000031000000	Qumbu	310	0	Vacant Land	436	R 49 700,00
C10500010000031400000	Qumbu	314	0	Public Service Infrastructure	17214	R 86 000,00
C10500010000031500000	Qumbu	315	0	Business Properties	2572	R 1 200 000,00
C10500010000031600000	Qumbu	316	0	Business Properties	1960	R 1 650 000,00
C10500010000031700000	Qumbu	317	0	Vacant Land	1960	R 151 000,00
C10500010000031800000	Qumbu	318	0	Vacant Land	447	R 214 000,00
C10500010000031900000	Qumbu	319	0	Vacant Land	447	R 214 000,00
C10500010000032000000	Qumbu	320	0	Vacant Land	447	R 214 000,00
C10500010000032100000	Qumbu	321	0	Business Properties	540	R 960 000,00
C10500010000032200000	Qumbu	322	0	Vacant Land	497	R 238 000,00
C10500010000032300000	Qumbu	323	0	Residential Properties	496	R 676 500,00
C10500010000032400000	Qumbu	324	0	Vacant Land	450	R 51 500,00
C10500010000032500000	Qumbu	325	0	Vacant Land	450	R 215 000,00
C10500010000032600000	Qumbu	326	0	Business Properties	569	R 1 100 000,00
C10500010000032700000	Qumbu	327	0	Business Properties	474	R 750 000,00
C10500010000032800000	Qumbu	328	0	Vacant Land	473	R 54 000,00
C10500010000032900000	Qumbu	329	0	Vacant Land	473	R 54 000,00
C10500010000033300000	Qumbu	333	0	Business Properties	1486	R 750 000,00
C10500010000033400000	Qumbu	334	0	Business Properties	1486	R 1 650 000,00
C10500010000033500000	Qumbu	335	0	Business Properties	1487	R 1 100 000,00
C10500010000033600000	Qumbu	336	0	Residential Properties	1489	R 515 000,00
C10500010000033800000	Qumbu	338	0	Business Properties	992	R 1 400 000,00
C10500010000034000000	Qumbu	340	0	Business Properties	257	R 1 650 000,00
C10500010000034100000	Qumbu	341	0	Business Properties	257	R 1 500 000,00
C10500010000034200000	Qumbu	342	0	Business Properties	257	R 1 500 000,00
C10500010000034300000	Qumbu	343	0	Business Properties	257	R 750 000,00
C10500010000034400000	Qumbu	344	0	Business Properties	257	R 750 000,00
C10500010000034500000	Qumbu	345	0	Business Properties	723	R 2 900 000,00
C10500010000034600000	Qumbu	346	0	Vacant Land	374	R 179 000,00
C10500010000034700000	Qumbu	347	0	Business Properties	333	R 159 000,00
C10500010000034800000	Qumbu	348	0	Vacant Land	333	R 159 000,00
C10500010000034900000	Qumbu	349	0	Business Properties	432	R 1 500 000,00
C10500010000035000000	Qumbu	350	0	Vacant Land	1370	R 650 000,00
C10500010000035100000	Qumbu	351	0	Vacant Land	4900	R 1 500 000,00
C10500010000035200000	Qumbu	352	0	Place of Worship	59040	R 250 000,00
C10500010000036700000	Qumbu	367	0	Public Service Infrastructure	25520	R 127 600,00
C10500010000036800000	Qumbu	368	0	Business Properties	917	R 750 000,00
C10500010000036900000	Qumbu	369	0	Municipal Properties	930	R 406 000,00



# GENERAL VALUATION ROLL




Published Date  
Objection closing date

31 January 2024  
24 May 2024

Number	Erf/Farm Area	Erf/Farm Number	Portion	Valuation Category	Extent (SQM)	Market Value
C1050001000003700000	Qumbu	370	0	Municipal Properties	930	R 217 000,00
C10500010000037100000	Qumbu	371	0	Municipal Properties	930	R 446 000,00
C10500010000037200000	Qumbu	372	0	Municipal Properties	930	R 401 000,00
C10500010000037300000	Qumbu	373	0	Municipal Properties	930	R 756 000,00
C10500010000037400000	Qumbu	374	0	Municipal Properties	930	R 106 000,00
C10500010000037500000	Qumbu	375	0	Residential Properties	1194	R 446 000,00
C10500010000037600000	Qumbu	376	0	Residential Properties	750	R 515 500,00
C10500010000037700000	Qumbu	377	0	Business Properties	750	R 1 200 000,00
C10500010000037800000	Qumbu	378	0	Vacant Land	750	R 85 500,00
C10500010000037900000	Qumbu	379	0	Municipal Properties	750	R 460 500,00
C10500010000038000000	Qumbu	380	0	Business Properties	911	R 450 000,00
C10500010000038100000	Qumbu	381	0	Municipal Properties	1074	R 622 000,00
C10500010000038200000	Qumbu	382	0	Business Properties	750	R 890 000,00
C10500010000038300000	Qumbu	383	0	Municipal Properties	750	R 85 500,00
C10500010000038400000	Qumbu	384	0	Business Properties	750	R 760 000,00
C10500010000038500000	Qumbu	385	0	Municipal Properties	750	R 555 500,00
C10500010000038600000	Qumbu	386	0	Municipal Properties	807	R 577 000,00
C10500010000038700000	Qumbu	387	0	Vacant Land	750	R 85 500,00
C10500010000038800000	Qumbu	388	0	Residential Properties	750	R 485 500,00
C10500010000038900000	Qumbu	389	0	Residential Properties	750	R 313 500,00
C10500010000039000000	Qumbu	390	0	Residential Properties	750	R 500 500,00
C10500010000039100000	Qumbu	391	0	Municipal Properties	750	R 345 500,00
C10500010000039200000	Qumbu	392	0	Vacant Land	750	R 85 500,00
C10500010000039300000	Qumbu	393	0	Vacant Land	1108	R 126 000,00
C10500010000039400000	Qumbu	394	0	Municipal Properties	982	R 762 000,00
C10500010000039500000	Qumbu	395	0	Municipal Properties	1025	R 637 000,00
C10500010000039600000	Qumbu	396	0	Residential Properties	817	R 285 000,00
C10500010000039700000	Qumbu	397	0	Business Properties	938	R 1 350 000,00
C10500010000039800000	Qumbu	398	0	Residential Properties	927	R 202 000,00
C10500010000039900000	Qumbu	399	0	Business Properties	1120	R 940 000,00
C10500010000040000000	Qumbu	400	0	Municipal Properties	900	R 348 000,00
C10500010000040100000	Qumbu	401	0	Municipal Properties	900	R 103 000,00
C10500010000040200000	Qumbu	402	0	Municipal Properties	945	R 237 000,00
C10500010000040300000	Qumbu	403	0	Vacant Land	780	R 89 000,00
C10500010000040400000	Qumbu	404	0	Municipal Properties	1343	R 153 000,00
C10500010000040500000	Qumbu	405	0	Business Properties	900	R 1 050 000,00
C10500010000040600000	Qumbu	406	0	Residential Properties	900	R 368 000,00
C10500010000040700000	Qumbu	407	0	Residential Properties	900	R 280 000,00
C10500010000040800000	Qumbu	408	0	Vacant Land	887	R 101 000,00
C10500010000040900000	Qumbu	409	0	Business Properties	887	R 2 900 000,00

# GENERAL VALUATION ROLL




Published Date  
Objection closing date

31 January 2024  
24 May 2024

Number	Erf/Farm Area	Erf/Farm Number	Portion	Valuation Category	Extent (SQM)	Market Value
C1050001000004100000	Qumbu	410	0	Residential Properties	900	R 473 000,00
C1050001000004110000	Qumbu	411	0	Business Properties	900	R 1 250 000,00
C1050001000004120000	Qumbu	412	0	Business Properties	900	R 890 000,00
C1050001000004130000	Qumbu	413	0	Business Properties	985	R 1 150 000,00
C1050001000004140000	Qumbu	414	0	Municipal Properties	839	R 322 500,00
C1050001000004150000	Qumbu	415	0	Municipal Properties	900	R 443 000,00
C1050001000004160000	Qumbu	416	0	Residential Properties	900	R 508 000,00
C1050001000004170000	Qumbu	417	0	Municipal Properties	900	R 553 000,00
C1050001000004180000	Qumbu	418	0	Residential Properties	888	R 241 000,00
C1050001000004190000	Qumbu	419	0	Municipal Properties	1514	R 693 000,00
C1050001000004200000	Qumbu	420	0	Municipal Properties	2763	R 900 000,00
C1050001000004210000	Qumbu	421	0	Municipal Properties	576	R 65 500,00
C1050001000004220000	Qumbu	422	0	Municipal Properties	2028	R 231 000,00
C1050001000004230000	Qumbu	423	0	Vacant Land	4968	R 385 000,00
C1050001000004240000	Qumbu	424	0	Business Properties	5623	R 1 950 000,00
C1050001000004250000	Qumbu	425	0	Vacant Land	4784	R 370 000,00
C1050001000004260000	Qumbu	426	0	Place of Worship	4912	R 250 000,00
C1050001000004270000	Qumbu	427	0	Vacant Land	3360	R 1 500 000,00
C1050001000004330000	Qumbu	433	0	Business Properties	360	R 1 650 000,00
C1050001000004340000	Qumbu	434	0	Business Properties	856	R 4 100 000,00
C1050001000004390000	Qumbu	439	0	Vacant Land	683	R 325 000,00
C1050001000004650000	Qumbu	465	0	Municipal Properties	45589	R 250 000,00
C1050001000004660000	Qumbu	466	0	Residential Properties	1048	R 308 000,00
C1050001000004670000	Qumbu	467	0	Municipal Properties	1040	R 119 000,00
C1050001000004680000	Qumbu	468	0	Municipal Properties	1114	R 127 000,00
C1050001000004690000	Qumbu	469	0	Municipal Properties	1094	R 125 000,00
C1050001000004700000	Qumbu	470	0	Municipal Properties	1023	R 117 000,00
C1050001000004710000	Qumbu	471	0	Municipal Properties	987	R 113 000,00
C1050001000004720000	Qumbu	472	0	Municipal Properties	682	R 77 500,00
C1050001000004730000	Qumbu	473	0	Municipal Properties	781	R 89 000,00
C1050001000004740000	Qumbu	474	0	Municipal Properties	923	R 105 000,00
C1050001000004750000	Qumbu	475	0	Municipal Properties	795	R 90 500,00
C1050001000004760000	Qumbu	476	0	Vacant Land	1029	R 115 000,00
C1050001000004770000	Qumbu	477	0	Municipal Properties	837	R 95 500,00
C1050001000004780000	Qumbu	478	0	Municipal Properties	1190	R 136 000,00
C1050001000004790000	Qumbu	479	0	Municipal Properties	987	R 113 000,00
C1050001000004800000	Qumbu	480	0	Municipal Properties	876	R 100 000,00
C1050001000004810000	Qumbu	481	0	Municipal Properties	998	R 114 000,00
C1050001000004820000	Qumbu	482	0	Municipal Properties	1259	R 144 000,00
C1050001000004830000	Qumbu	483	0	Municipal Properties	1119	R 128 000,00

# GENERAL VALUATION ROLL




Published Date  
Objection closing date

31 January 2024  
24 May 2024

Number	Erf/Farm Area	Erf/Farm Number	Portion	Valuation Category	Extent (SQM)	Market Value
C10500010000048400000	Qumbu	484	0	Municipal Properties	1704	R 2 100 000,00
C10500010000048500000	Qumbu	485	0	Municipal Properties	1500	R 171 000,00
C10500010000048600000	Qumbu	486	0	Municipal Properties	798	R 91 000,00
C10500010000048700000	Qumbu	487	0	Municipal Properties	750	R 85 500,00
C10500010000048800000	Qumbu	488	0	Business Properties	750	R 435 000,00
C10500010000048900000	Qumbu	489	0	Municipal Properties	750	R 85 500,00
C10500010000049000000	Qumbu	490	0	Municipal Properties	750	R 520 500,00
C10500010000049100000	Qumbu	491	0	Municipal Properties	750	R 435 500,00
C10500010000049200000	Qumbu	492	0	Municipal Properties	750	R 735 500,00
C10500010000049300000	Qumbu	493	0	Municipal Properties	751	R 85 500,00
C10500010000049400000	Qumbu	494	0	Municipal Properties	799	R 91 000,00
C10500010000049500000	Qumbu	495	0	Municipal Properties	1003	R 114 000,00
C10500010000049600000	Qumbu	496	0	Municipal Properties	1013	R 115 000,00
C10500010000049700000	Qumbu	497	0	Municipal Properties	1013	R 115 000,00
C10500010000049800000	Qumbu	498	0	Municipal Properties	1005	R 765 000,00
C10500010000049900000	Qumbu	499	0	Municipal Properties	7012	R 91 000,00
C10500010000050000000	Qumbu	500	0	Municipal Properties	296158	R 250 000,00
C10500010000050100000	Qumbu	501	0	Municipal Properties	255	R 78 700,00
C10500010000050200000	Qumbu	502	0	Municipal Properties	260	R 79 000,00
C10500010000050300000	Qumbu	503	0	Municipal Properties	260	R 79 000,00
C10500010000050400000	Qumbu	504	0	Municipal Properties	260	R 79 000,00
C10500010000050500000	Qumbu	505	0	Municipal Properties	260	R 79 000,00
C10500010000050600000	Qumbu	506	0	Municipal Properties	260	R 79 000,00
C10500010000050700000	Qumbu	507	0	Municipal Properties	260	R 309 600,00
C10500010000050800000	Qumbu	508	0	Municipal Properties	260	R 79 000,00
C10500010000050900000	Qumbu	509	0	Municipal Properties	260	R 79 000,00
C10500010000051000000	Qumbu	510	0	Municipal Properties	260	R 162 000,00
C10500010000051100000	Qumbu	511	0	Municipal Properties	260	R 79 000,00
C10500010000051200000	Qumbu	512	0	Municipal Properties	260	R 79 000,00
C10500010000051300000	Qumbu	513	0	Municipal Properties	260	R 79 000,00
C10500010000051400000	Qumbu	514	0	Municipal Properties	260	R 79 000,00
C10500010000051500000	Qumbu	515	0	Municipal Properties	260	R 79 000,00
C10500010000051600000	Qumbu	516	0	Municipal Properties	260	R 79 000,00
C10500010000051700000	Qumbu	517	0	Municipal Properties	260	R 79 000,00
C10500010000051800000	Qumbu	518	0	Municipal Properties	260	R 79 000,00
C10500010000051900000	Qumbu	519	0	Municipal Properties	260	R 79 000,00
C10500010000052000000	Qumbu	520	0	Municipal Properties	260	R 79 000,00
C10500010000052100000	Qumbu	521	0	Municipal Properties	260	R 79 000,00
C10500010000052200000	Qumbu	522	0	Municipal Properties	260	R 79 000,00
C10500010000052300000	Qumbu	523	0	Municipal Properties	260	R 102 500,00

# GENERAL VALUATION ROLL




Published Date  
Objection closing date

31 January 2024  
24 May 2024

Number	Erf/Farm Area	Erf/Farm Number	Portion	Valuation Category	Extent (SQM)	Market Value
C10500010000052400000	Qumbu	524	0	Municipal Properties	256	R 172 200,00
C10500010000052500000	Qumbu	525	0	Municipal Properties	276	R 162 700,00
C10500010000052600000	Qumbu	526	0	Municipal Properties	260	R 79 000,00
C10500010000052700000	Qumbu	527	0	Municipal Properties	260	R 79 000,00
C10500010000052800000	Qumbu	528	0	RDP Housing	260	R 60 000,00
C10500010000052900000	Qumbu	529	0	RDP Housing	260	R 60 000,00
C10500010000053000000	Qumbu	530	0	Residential Properties	260	R 158 600,00
C10500010000053100000	Qumbu	531	0	RDP Housing	260	R 126 000,00
C10500010000053200000	Qumbu	532	0	RDP Housing	260	R 60 000,00
C10500010000053300000	Qumbu	533	0	RDP Housing	260	R 60 000,00
C10500010000053400000	Qumbu	534	0	RDP Housing	260	R 162 000,00
C10500010000053500000	Qumbu	535	0	RDP Housing	260	R 60 000,00
C10500010000053600000	Qumbu	536	0	RDP Housing	260	R 60 000,00
C10500010000053700000	Qumbu	537	0	RDP Housing	260	R 60 000,00
C10500010000053800000	Qumbu	538	0	RDP Housing	260	R 60 000,00
C10500010000053900000	Qumbu	539	0	RDP Housing	260	R 60 000,00
C10500010000054000000	Qumbu	540	0	RDP Housing	260	R 60 000,00
C10500010000054100000	Qumbu	541	0	RDP Housing	260	R 60 000,00
C10500010000054200000	Qumbu	542	0	RDP Housing	260	R 60 000,00
C10500010000054300000	Qumbu	543	0	RDP Housing	255	R 59 700,00
C10500010000054400000	Qumbu	544	0	RDP Housing	260	R 60 000,00
C10500010000054500000	Qumbu	545	0	Residential Properties	260	R 254 000,00
C10500010000054600000	Qumbu	546	0	Residential Properties	260	R 205 000,00
C10500010000054700000	Qumbu	547	0	Residential Properties	260	R 254 000,00
C10500010000054800000	Qumbu	548	0	RDP Housing	260	R 60 000,00
C10500010000054900000	Qumbu	549	0	RDP Housing	260	R 60 000,00
C10500010000055000000	Qumbu	550	0	RDP Housing	260	R 60 000,00
C10500010000055100000	Qumbu	551	0	RDP Housing	260	R 60 000,00
C10500010000055200000	Qumbu	552	0	Residential Properties	260	R 144 000,00
C10500010000055300000	Qumbu	553	0	RDP Housing	260	R 60 000,00
C10500010000055400000	Qumbu	554	0	RDP Housing	260	R 60 000,00
C10500010000055500000	Qumbu	555	0	RDP Housing	260	R 60 000,00
C10500010000055600000	Qumbu	556	0	RDP Housing	260	R 60 000,00
C10500010000055700000	Qumbu	557	0	RDP Housing	260	R 60 000,00
C10500010000055800000	Qumbu	558	0	Municipal Properties	260	R 202 600,00
C10500010000055900000	Qumbu	559	0	Municipal Properties	260	R 79 000,00
C10500010000056000000	Qumbu	560	0	Municipal Properties	276	R 79 700,00
C10500010000056100000	Qumbu	561	0	Residential Properties	256	R 311 800,00
C10500010000056200000	Qumbu	562	0	RDP Housing	260	R 60 000,00
C10500010000056300000	Qumbu	563	0	Residential Properties	260	R 235 000,00

# GENERAL VALUATION ROLL




Published Date  
Objection closing date

31 January 2024  
24 May 2024

Number	Erf/Farm Area	Erf/Farm Number	Portion	Valuation Category	Extent (SQM)	Market Value
C10500010000056400000	Qumbu	564	0	Residential Properties	260	R 150 000,00
C10500010000056500000	Qumbu	565	0	Residential Properties	400	R 203 400,00
C10500010000056600000	Qumbu	566	0	Residential Properties	276	R 182 700,00
C10500010000056700000	Qumbu	567	0	RDP Housing	260	R 60 000,00
C10500010000056800000	Qumbu	568	0	RDP Housing	260	R 60 000,00
C10500010000056900000	Qumbu	569	0	RDP Housing	260	R 60 000,00
C10500010000057000000	Qumbu	570	0	Residential Properties	260	R 110 500,00
C10500010000057100000	Qumbu	571	0	RDP Housing	260	R 60 000,00
C10500010000057200000	Qumbu	572	0	RDP Housing	260	R 60 000,00
C10500010000057300000	Qumbu	573	0	RDP Housing	260	R 60 000,00
C10500010000057400000	Qumbu	574	0	RDP Housing	260	R 60 000,00
C10500010000057500000	Qumbu	575	0	RDP Housing	260	R 60 000,00
C10500010000057600000	Qumbu	576	0	RDP Housing	260	R 80 500,00
C10500010000057700000	Qumbu	577	0	Residential Properties	260	R 148 000,00
C10500010000057800000	Qumbu	578	0	Residential Properties	260	R 197 000,00
C10500010000057900000	Qumbu	579	0	RDP Housing	255	R 59 700,00
C10500010000058000000	Qumbu	580	0	RDP Housing	255	R 59 700,00
C10500010000058100000	Qumbu	581	0	RDP Housing	260	R 60 000,00
C10500010000058200000	Qumbu	582	0	RDP Housing	260	R 60 000,00
C10500010000058300000	Qumbu	583	0	RDP Housing	260	R 60 000,00
C10500010000058400000	Qumbu	584	0	RDP Housing	260	R 60 000,00
C10500010000058500000	Qumbu	585	0	RDP Housing	260	R 60 000,00
C10500010000058600000	Qumbu	586	0	RDP Housing	260	R 60 000,00
C10500010000058700000	Qumbu	587	0	RDP Housing	260	R 60 000,00
C10500010000058800000	Qumbu	588	0	RDP Housing	260	R 60 000,00
C10500010000058900000	Qumbu	589	0	RDP Housing	260	R 108 000,00
C10500010000059000000	Qumbu	590	0	RDP Housing	350	R 64 100,00
C10500010000059100000	Qumbu	591	0	RDP Housing	260	R 60 000,00
C10500010000059200000	Qumbu	592	0	RDP Housing	260	R 60 000,00
C10500010000059300000	Qumbu	593	0	Residential Properties	260	R 220 000,00
C10500010000059400000	Qumbu	594	0	RDP Housing	260	R 60 000,00
C10500010000059500000	Qumbu	595	0	RDP Housing	260	R 162 000,00
C10500010000059600000	Qumbu	596	0	RDP Housing	260	R 60 000,00
C10500010000059700000	Qumbu	597	0	RDP Housing	260	R 60 000,00
C10500010000059800000	Qumbu	598	0	Residential Properties	260	R 272 000,00
C10500010000059900000	Qumbu	599	0	Residential Properties	260	R 157 000,00
C10500010000060000000	Qumbu	600	0	RDP Housing	260	R 60 000,00
C10500010000060100000	Qumbu	601	0	RDP Housing	260	R 60 000,00
C10500010000060200000	Qumbu	602	0	RDP Housing	260	R 60 000,00
C10500010000060300000	Qumbu	603	0	Residential Properties	260	R 133 000,00

# GENERAL VALUATION ROLL




Published Date  
Objection closing date

31 January 2024  
24 May 2024

Number	Erf/Farm Area	Erf/Farm Number	Portion	Valuation Category	Extent (SQM)	Market Value
C10500010000060400000	Qumbu	604	0	RDP Housing	260	R 60 000,00
C10500010000060500000	Qumbu	605	0	Residential Properties	260	R 134 600,00
C10500010000060600000	Qumbu	606	0	Residential Properties	340	R 358 800,00
C10500010000060700000	Qumbu	607	0	RDP Housing	420	R 67 300,00
C10500010000060800000	Qumbu	608	0	Residential Properties	260	R 154 000,00
C10500010000060900000	Qumbu	609	0	Residential Properties	260	R 153 000,00
C10500010000061000000	Qumbu	610	0	RDP Housing	260	R 60 000,00
C10500010000061100000	Qumbu	611	0	RDP Housing	256	R 59 800,00
C10500010000061200000	Qumbu	612	0	RDP Housing	255	R 59 700,00
C10500010000061300000	Qumbu	613	0	Residential Properties	260	R 179 000,00
C10500010000061400000	Qumbu	614	0	RDP Housing	260	R 60 000,00
C10500010000061500000	Qumbu	615	0	RDP Housing	260	R 60 000,00
C10500010000061600000	Qumbu	616	0	RDP Housing	280	R 60 900,00
C10500010000061700000	Qumbu	617	0	Residential Properties	275	R 282 700,00
C10500010000061800000	Qumbu	618	0	RDP Housing	260	R 60 000,00
C10500010000061900000	Qumbu	619	0	RDP Housing	340	R 63 600,00
C10500010000062000000	Qumbu	620	0	RDP Housing	260	R 60 000,00
C10500010000062100000	Qumbu	621	0	Residential Properties	260	R 134 000,00
C10500010000062200000	Qumbu	622	0	RDP Housing	260	R 60 000,00
C10500010000062300000	Qumbu	623	0	RDP Housing	260	R 60 000,00
C10500010000062400000	Qumbu	624	0	RDP Housing	260	R 60 000,00
C10500010000062500000	Qumbu	625	0	RDP Housing	260	R 60 000,00
C10500010000062600000	Qumbu	626	0	RDP Housing	260	R 60 000,00
C10500010000062700000	Qumbu	627	0	RDP Housing	260	R 60 000,00
C10500010000062800000	Qumbu	628	0	RDP Housing	260	R 60 000,00
C10500010000062900000	Qumbu	629	0	RDP Housing	356	R 64 400,00
C10500010000063000000	Qumbu	630	0	RDP Housing	376	R 65 300,00
C10500010000063100000	Qumbu	631	0	RDP Housing	260	R 60 000,00
C10500010000063200000	Qumbu	632	0	RDP Housing	260	R 60 000,00
C10500010000063300000	Qumbu	633	0	RDP Housing	260	R 60 000,00
C10500010000063400000	Qumbu	634	0	RDP Housing	260	R 60 000,00
C10500010000063500000	Qumbu	635	0	RDP Housing	260	R 60 000,00
C10500010000063600000	Qumbu	636	0	RDP Housing	260	R 60 000,00
C10500010000063700000	Qumbu	637	0	Residential Properties	260	R 113 000,00
C10500010000063800000	Qumbu	638	0	RDP Housing	260	R 60 000,00
C10500010000063900000	Qumbu	639	0	RDP Housing	260	R 60 000,00
C10500010000064000000	Qumbu	640	0	RDP Housing	260	R 60 000,00
C10500010000064100000	Qumbu	641	0	RDP Housing	375	R 109 300,00
C10500010000064200000	Qumbu	642	0	RDP Housing	375	R 65 300,00
C10500010000064300000	Qumbu	643	0	RDP Housing	260	R 60 000,00

# GENERAL VALUATION ROLL




Published Date  
Objection closing date

31 January 2024  
24 May 2024

Number	Erf/Farm Area	Erf/Farm Number	Portion	Valuation Category	Extent (SQM)	Market Value
C10500010000064400000	Qumbu	644	0	RDP Housing	260	R 60 000,00
C10500010000064500000	Qumbu	645	0	Residential Properties	260	R 141 000,00
C10500010000064600000	Qumbu	646	0	RDP Housing	260	R 60 000,00
C10500010000064700000	Qumbu	647	0	Residential Properties	260	R 282 000,00
C10500010000064800000	Qumbu	648	0	Residential Properties	260	R 139 600,00
C10500010000064900000	Qumbu	649	0	RDP Housing	260	R 60 000,00
C10500010000065000000	Qumbu	650	0	RDP Housing	260	R 60 000,00
C10500010000065100000	Qumbu	651	0	RDP Housing	260	R 60 000,00
C10500010000065200000	Qumbu	652	0	RDP Housing	260	R 60 000,00
C10500010000065300000	Qumbu	653	0	RDP Housing	376	R 65 300,00
C10500010000065400000	Qumbu	654	0	RDP Housing	268	R 60 300,00
C10500010000065500000	Qumbu	655	0	RDP Housing	273	R 60 600,00
C10500010000065600000	Qumbu	656	0	RDP Housing	273	R 60 600,00
C10500010000065700000	Qumbu	657	0	RDP Housing	273	R 60 600,00
C10500010000065800000	Qumbu	658	0	RDP Housing	266	R 60 200,00
C10500010000065900000	Qumbu	659	0	RDP Housing	260	R 60 000,00
C10500010000066000000	Qumbu	660	0	RDP Housing	260	R 60 000,00
C10500010000066100000	Qumbu	661	0	RDP Housing	260	R 60 000,00
C10500010000066200000	Qumbu	662	0	RDP Housing	260	R 60 000,00
C10500010000066300000	Qumbu	663	0	RDP Housing	260	R 60 000,00
C10500010000066400000	Qumbu	664	0	RDP Housing	260	R 60 000,00
C10500010000066500000	Qumbu	665	0	RDP Housing	260	R 60 000,00
C10500010000066600000	Qumbu	666	0	RDP Housing	260	R 60 000,00
C10500010000066700000	Qumbu	667	0	RDP Housing	260	R 109 500,00
C10500010000066800000	Qumbu	668	0	RDP Housing	260	R 60 000,00
C10500010000066900000	Qumbu	669	0	RDP Housing	260	R 60 000,00
C10500010000067000000	Qumbu	670	0	RDP Housing	260	R 60 000,00
C10500010000067100000	Qumbu	671	0	RDP Housing	260	R 60 000,00
C10500010000067200000	Qumbu	672	0	Residential Properties	260	R 220 000,00
C10500010000067300000	Qumbu	673	0	RDP Housing	260	R 60 000,00
C10500010000067400000	Qumbu	674	0	RDP Housing	260	R 60 000,00
C10500010000067500000	Qumbu	675	0	RDP Housing	260	R 60 000,00
C10500010000067600000	Qumbu	676	0	Residential Properties	260	R 228 000,00
C10500010000067700000	Qumbu	677	0	RDP Housing	260	R 60 000,00
C10500010000067800000	Qumbu	678	0	RDP Housing	266	R 60 200,00
C10500010000067900000	Qumbu	679	0	Residential Properties	266	R 183 200,00
C10500010000068000000	Qumbu	680	0	RDP Housing	260	R 60 000,00
C10500010000068100000	Qumbu	681	0	Residential Properties	260	R 128 000,00
C10500010000068200000	Qumbu	682	0	RDP Housing	331	R 63 200,00
C10500010000068300000	Qumbu	683	0	Residential Properties	273	R 110 100,00

# GENERAL VALUATION ROLL




Published Date  
Objection closing date

31 January 2024  
24 May 2024

Number	Erf/Farm Area	Erf/Farm Number	Portion	Valuation Category	Extent (SQM)	Market Value
C10500010000068400000	Qumbu	684	0	RDP Housing	273	R 74 100,00
C10500010000068500000	Qumbu	685	0	RDP Housing	273	R 74 100,00
C10500010000068600000	Qumbu	686	0	RDP Housing	268	R 60 300,00
C10500010000068700000	Qumbu	687	0	RDP Housing	276	R 60 700,00
C10500010000068800000	Qumbu	688	0	Residential Properties	260	R 124 000,00
C10500010000068900000	Qumbu	689	0	RDP Housing	260	R 73 500,00
C10500010000069000000	Qumbu	690	0	RDP Housing	260	R 73 500,00
C10500010000069100000	Qumbu	691	0	RDP Housing	260	R 73 500,00
C10500010000069200000	Qumbu	692	0	RDP Housing	260	R 73 500,00
C10500010000069300000	Qumbu	693	0	RDP Housing	260	R 98 500,00
C10500010000069400000	Qumbu	694	0	RDP Housing	260	R 73 500,00
C10500010000069500000	Qumbu	695	0	RDP Housing	260	R 73 500,00
C10500010000069600000	Qumbu	696	0	RDP Housing	260	R 73 500,00
C10500010000069700000	Qumbu	697	0	RDP Housing	275	R 74 200,00
C10500010000069800000	Qumbu	698	0	RDP Housing	275	R 74 200,00
C10500010000069900000	Qumbu	699	0	RDP Housing	260	R 73 500,00
C10500010000070000000	Qumbu	700	0	RDP Housing	260	R 73 500,00
C10500010000070100000	Qumbu	701	0	RDP Housing	260	R 73 500,00
C10500010000070200000	Qumbu	702	0	RDP Housing	260	R 73 500,00
C10500010000070300000	Qumbu	703	0	RDP Housing	260	R 73 500,00
C10500010000070400000	Qumbu	704	0	RDP Housing	260	R 73 500,00
C10500010000070500000	Qumbu	705	0	RDP Housing	260	R 73 500,00
C10500010000070600000	Qumbu	706	0	RDP Housing	260	R 73 500,00
C10500010000070700000	Qumbu	707	0	RDP Housing	260	R 91 500,00
C10500010000070800000	Qumbu	708	0	RDP Housing	276	R 60 700,00
C10500010000070900000	Qumbu	709	0	RDP Housing	255	R 73 200,00
C10500010000071000000	Qumbu	710	0	RDP Housing	260	R 73 500,00
C10500010000071100000	Qumbu	711	0	Residential Properties	260	R 193 000,00
C10500010000071200000	Qumbu	712	0	RDP Housing	260	R 73 500,00
C10500010000071300000	Qumbu	713	0	RDP Housing	520	R 71 900,00
C10500010000071400000	Qumbu	714	0	RDP Housing	714	R 80 800,00
C10500010000071500000	Qumbu	715	0	RDP Housing	260	R 60 000,00
C10500010000071600000	Qumbu	716	0	RDP Housing	260	R 60 000,00
C10500010000071700000	Qumbu	717	0	RDP Housing	260	R 60 000,00
C10500010000071800000	Qumbu	718	0	RDP Housing	260	R 60 000,00
C10500010000071900000	Qumbu	719	0	RDP Housing	260	R 60 000,00
C10500010000072000000	Qumbu	720	0	RDP Housing	260	R 60 000,00
C10500010000072100000	Qumbu	721	0	RDP Housing	260	R 60 000,00
C10500010000072200000	Qumbu	722	0	RDP Housing	260	R 60 000,00
C10500010000072300000	Qumbu	723	0	RDP Housing	260	R 60 000,00



# GENERAL VALUATION ROLL




Published Date  
Objection closing date

31 January 2024  
24 May 2024

Number	Erf/Farm Area	Erf/Farm Number	Portion	Valuation Category	Extent (SQM)	Market Value
C10500010000072400000	Qumbu	724	0	RDP Housing	260	R 60 000,00
C10500010000072500000	Qumbu	725	0	RDP Housing	260	R 60 000,00
C10500010000072600000	Qumbu	726	0	RDP Housing	260	R 60 000,00
C10500010000072700000	Qumbu	727	0	Residential Properties	260	R 221 600,00
C10500010000072800000	Qumbu	728	0	RDP Housing	260	R 60 000,00
C10500010000072900000	Qumbu	729	0	Residential Properties	260	R 173 600,00
C10500010000073000000	Qumbu	730	0	Residential Properties	260	R 227 000,00
C10500010000073100000	Qumbu	731	0	Residential Properties	260	R 181 000,00
C10500010000073200000	Qumbu	732	0	Residential Properties	260	R 145 000,00
C10500010000073300000	Qumbu	733	0	RDP Housing	260	R 60 000,00
C10500010000073400000	Qumbu	734	0	RDP Housing	260	R 60 000,00
C10500010000073500000	Qumbu	735	0	Residential Properties	260	R 297 000,00
C10500010000073600000	Qumbu	736	0	RDP Housing	260	R 60 000,00
C10500010000073700000	Qumbu	737	0	RDP Housing	260	R 60 000,00
C10500010000073800000	Qumbu	738	0	RDP Housing	260	R 60 000,00
C10500010000073900000	Qumbu	739	0	RDP Housing	260	R 60 000,00
C10500010000074000000	Qumbu	740	0	RDP Housing	260	R 60 000,00
C10500010000074100000	Qumbu	741	0	Residential Properties	260	R 312 000,00
C10500010000074200000	Qumbu	742	0	Residential Properties	260	R 168 000,00
C10500010000074300000	Qumbu	743	0	Residential Properties	260	R 196 000,00
C10500010000074400000	Qumbu	744	0	Residential Properties	260	R 272 000,00
C10500010000074500000	Qumbu	745	0	RDP Housing	260	R 73 500,00
C10500010000074600000	Qumbu	746	0	RDP Housing	260	R 73 500,00
C10500010000074700000	Qumbu	747	0	Vacant Land	316	R 50 500,00
C10500010000074800000	Qumbu	748	0	Residential Properties	580	R 140 700,00
C10500010000074900000	Qumbu	749	0	RDP Housing	260	R 73 500,00
C10500010000075000000	Qumbu	750	0	Residential Properties	260	R 141 000,00
C10500010000075100000	Qumbu	751	0	Residential Properties	260	R 201 000,00
C10500010000075200000	Qumbu	752	0	RDP Housing	256	R 73 300,00
C10500010000075300000	Qumbu	753	0	RDP Housing	275	R 74 200,00
C10500010000075400000	Qumbu	754	0	RDP Housing	260	R 73 500,00
C10500010000075500000	Qumbu	755	0	RDP Housing	260	R 73 500,00
C10500010000075600000	Qumbu	756	0	RDP Housing	260	R 73 500,00
C10500010000075700000	Qumbu	757	0	RDP Housing	260	R 73 500,00
C10500010000075800000	Qumbu	758	0	RDP Housing	260	R 73 500,00
C10500010000075900000	Qumbu	759	0	RDP Housing	260	R 73 500,00
C10500010000076000000	Qumbu	760	0	Residential Properties	260	R 157 000,00
C10500010000076100000	Qumbu	761	0	RDP Housing	260	R 73 500,00
C10500010000076200000	Qumbu	762	0	RDP Housing	260	R 73 500,00
C10500010000076300000	Qumbu	763	0	RDP Housing	260	R 73 500,00

# GENERAL VALUATION ROLL




Published Date  
Objection closing date

31 January 2024  
24 May 2024

Number	Erf/Farm Area	Erf/Farm Number	Portion	Valuation Category	Extent (SQM)	Market Value
C10500010000076400000	Qumbu	764	0	RDP Housing	260	R 73 500,00
C10500010000076500000	Qumbu	765	0	RDP Housing	260	R 73 500,00
C10500010000076600000	Qumbu	766	0	RDP Housing	260	R 73 500,00
C10500010000076700000	Qumbu	767	0	RDP Housing	260	R 73 500,00
C10500010000076800000	Qumbu	768	0	RDP Housing	260	R 73 500,00
C10500010000076900000	Qumbu	769	0	RDP Housing	260	R 73 500,00
C10500010000077000000	Qumbu	770	0	RDP Housing	260	R 73 500,00
C10500010000077100000	Qumbu	771	0	RDP Housing	260	R 73 500,00
C10500010000077200000	Qumbu	772	0	RDP Housing	260	R 73 500,00
C10500010000077300000	Qumbu	773	0	RDP Housing	260	R 73 500,00
C10500010000077400000	Qumbu	774	0	RDP Housing	260	R 73 500,00
C10500010000077500000	Qumbu	775	0	RDP Housing	260	R 73 500,00
C10500010000077600000	Qumbu	776	0	RDP Housing	276	R 74 200,00
C10500010000077700000	Qumbu	777	0	RDP Housing	276	R 74 200,00
C10500010000077800000	Qumbu	778	0	RDP Housing	260	R 73 500,00
C10500010000077900000	Qumbu	779	0	RDP Housing	260	R 73 500,00
C10500010000078000000	Qumbu	780	0	Residential Properties	260	R 145 000,00
C10500010000078100000	Qumbu	781	0	RDP Housing	260	R 60 000,00
C10500010000078200000	Qumbu	782	0	Residential Properties	260	R 226 000,00
C10500010000078300000	Qumbu	783	0	RDP Housing	260	R 73 500,00
C10500010000078400000	Qumbu	784	0	RDP Housing	260	R 97 000,00
C10500010000078500000	Qumbu	785	0	RDP Housing	260	R 73 500,00
C10500010000078600000	Qumbu	786	0	RDP Housing	260	R 73 500,00
C10500010000078700000	Qumbu	787	0	RDP Housing	260	R 73 500,00
C10500010000078800000	Qumbu	788	0	RDP Housing	260	R 73 500,00
C10500010000078900000	Qumbu	789	0	RDP Housing	260	R 73 500,00
C10500010000079000000	Qumbu	790	0	Residential Properties	260	R 106 500,00
C10500010000079100000	Qumbu	791	0	RDP Housing	260	R 73 500,00
C10500010000079200000	Qumbu	792	0	RDP Housing	260	R 73 500,00
C10500010000079300000	Qumbu	793	0	RDP Housing	260	R 73 500,00
C10500010000079400000	Qumbu	794	0	RDP Housing	260	R 73 500,00
C10500010000079500000	Qumbu	795	0	Residential Properties	260	R 108 000,00
C10500010000079600000	Qumbu	796	0	RDP Housing	260	R 73 500,00
C10500010000079700000	Qumbu	797	0	RDP Housing	260	R 73 500,00
C10500010000079800000	Qumbu	798	0	RDP Housing	260	R 73 500,00
C10500010000079900000	Qumbu	799	0	RDP Housing	260	R 73 500,00
C10500010000080000000	Qumbu	800	0	RDP Housing	275	R 74 200,00
C10500010000080100000	Qumbu	801	0	Residential Properties	262	R 183 100,00
C10500010000080200000	Qumbu	802	0	RDP Housing	267	R 60 300,00
C10500010000080300000	Qumbu	803	0	RDP Housing	262	R 60 100,00

# GENERAL VALUATION ROLL




Published Date  
Objection closing date

31 January 2024  
24 May 2024

Number	Erf/Farm Area	Erf/Farm Number	Portion	Valuation Category	Extent (SQM)	Market Value
C10500010000080400000	Qumbu	804	0	RDP Housing	260	R 60 000,00
C10500010000080500000	Qumbu	805	0	Residential Properties	260	R 112 000,00
C10500010000080600000	Qumbu	806	0	Municipal Properties	849	R 286 000,00
C10500010000080700000	Qumbu	807	0	RDP Housing	307	R 62 100,00
C10500010000080800000	Qumbu	808	0	RDP Housing	261	R 73 500,00
C10500010000080900000	Qumbu	809	0	RDP Housing	260	R 73 500,00
C10500010000081000000	Qumbu	810	0	RDP Housing	260	R 73 500,00
C10500010000081100000	Qumbu	811	0	RDP Housing	311	R 75 800,00
C10500010000081200000	Qumbu	812	0	RDP Housing	315	R 76 000,00
C10500010000081300000	Qumbu	813	0	RDP Housing	315	R 76 000,00
C10500010000081400000	Qumbu	814	0	RDP Housing	310	R 75 800,00
C10500010000081500000	Qumbu	815	0	RDP Housing	481	R 83 600,00
C10500010000081600000	Qumbu	816	0	RDP Housing	828	R 99 600,00
C10500010000081700000	Qumbu	817	0	Municipal Properties	483	R 6 280,00
C10500010000081800000	Qumbu	818	0	RDP Housing	250	R 59 500,00
C10500010000081900000	Qumbu	819	0	RDP Housing	260	R 60 000,00
C10500010000082000000	Qumbu	820	0	RDP Housing	260	R 60 000,00
C10500010000082100000	Qumbu	821	0	RDP Housing	276	R 60 700,00
C10500010000082200000	Qumbu	822	0	RDP Housing	260	R 60 000,00
C10500010000082300000	Qumbu	823	0	RDP Housing	260	R 60 000,00
C10500010000082400000	Qumbu	824	0	RDP Housing	260	R 60 000,00
C10500010000082500000	Qumbu	825	0	RDP Housing	260	R 60 000,00
C10500010000082600000	Qumbu	826	0	RDP Housing	269	R 60 400,00
C10500010000082700000	Qumbu	827	0	RDP Housing	260	R 60 000,00
C10500010000082800000	Qumbu	828	0	RDP Housing	260	R 60 000,00
C10500010000082900000	Qumbu	829	0	RDP Housing	260	R 60 000,00
C10500010000083000000	Qumbu	830	0	RDP Housing	260	R 60 000,00
C10500010000083100000	Qumbu	831	0	RDP Housing	250	R 59 500,00
C10500010000083200000	Qumbu	832	0	RDP Housing	341	R 63 700,00
C10500010000083300000	Qumbu	833	0	Residential Properties	252	R 219 600,00
C10500010000083400000	Qumbu	834	0	RDP Housing	256	R 59 800,00
C10500010000083500000	Qumbu	835	0	RDP Housing	291	R 61 400,00
C10500010000083600000	Qumbu	836	0	RDP Housing	260	R 60 000,00
C10500010000083700000	Qumbu	837	0	Residential Properties	260	R 197 000,00
C10500010000083800000	Qumbu	838	0	Residential Properties	260	R 127 000,00
C10500010000083900000	Qumbu	839	0	RDP Housing	260	R 60 000,00
C10500010000084000000	Qumbu	840	0	RDP Housing	260	R 60 000,00
C10500010000084100000	Qumbu	841	0	RDP Housing	260	R 60 000,00
C10500010000084200000	Qumbu	842	0	Residential Properties	260	R 145 000,00
C10500010000084300000	Qumbu	843	0	Residential Properties	260	R 248 000,00

# GENERAL VALUATION ROLL




Published Date  
Objection closing date

31 January 2024  
24 May 2024

Number	Erf/Farm Area	Erf/Farm Number	Portion	Valuation Category	Extent (SQM)	Market Value
C10500010000084400000	Qumbu	844	0	RDP Housing	291	R 61 400,00
C10500010000084500000	Qumbu	845	0	RDP Housing	291	R 61 400,00
C10500010000084600000	Qumbu	846	0	RDP Housing	310	R 62 300,00
C10500010000084700000	Qumbu	847	0	Residential Properties	260	R 117 000,00
C10500010000084800000	Qumbu	848	0	RDP Housing	260	R 60 000,00
C10500010000084900000	Qumbu	849	0	RDP Housing	260	R 60 000,00
C10500010000085000000	Qumbu	850	0	RDP Housing	260	R 60 000,00
C10500010000085100000	Qumbu	851	0	RDP Housing	352	R 64 200,00
C10500010000085200000	Qumbu	852	0	Residential Properties	260	R 115 000,00
C10500010000085300000	Qumbu	853	0	RDP Housing	260	R 60 000,00
C10500010000085400000	Qumbu	854	0	RDP Housing	260	R 60 000,00
C10500010000085500000	Qumbu	855	0	Residential Properties	260	R 170 000,00
C10500010000085600000	Qumbu	856	0	RDP Housing	260	R 60 000,00
C10500010000085700000	Qumbu	857	0	RDP Housing	260	R 60 000,00
C10500010000085800000	Qumbu	858	0	RDP Housing	276	R 60 700,00
C10500010000085900000	Qumbu	859	0	RDP Housing	335	R 63 400,00
C10500010000086000000	Qumbu	860	0	RDP Housing	260	R 60 000,00
C10500010000086100000	Qumbu	861	0	RDP Housing	260	R 60 000,00
C10500010000086200000	Qumbu	862	0	RDP Housing	260	R 60 000,00
C10500010000086300000	Qumbu	863	0	RDP Housing	260	R 60 000,00
C10500010000086400000	Qumbu	864	0	RDP Housing	260	R 60 000,00
C10500010000086500000	Qumbu	865	0	RDP Housing	260	R 60 000,00
C10500010000086600000	Qumbu	866	0	RDP Housing	335	R 63 400,00
C10500010000086700000	Qumbu	867	0	RDP Housing	260	R 60 000,00
C10500010000086800000	Qumbu	868	0	RDP Housing	260	R 60 000,00
C10500010000086900000	Qumbu	869	0	Residential Properties	336	R 229 500,00
C10500010000087000000	Qumbu	870	0	RDP Housing	258	R 73 400,00
C10500010000087100000	Qumbu	871	0	RDP Housing	260	R 73 500,00
C10500010000087200000	Qumbu	872	0	Residential Properties	260	R 145 000,00
C10500010000087300000	Qumbu	873	0	RDP Housing	260	R 91 500,00
C10500010000087400000	Qumbu	874	0	RDP Housing	260	R 60 000,00
C10500010000087500000	Qumbu	875	0	RDP Housing	260	R 60 000,00
C10500010000087600000	Qumbu	876	0	RDP Housing	260	R 60 000,00
C10500010000087700000	Qumbu	877	0	RDP Housing	260	R 60 000,00
C10500010000087800000	Qumbu	878	0	RDP Housing	260	R 60 000,00
C10500010000087900000	Qumbu	879	0	RDP Housing	260	R 60 000,00
C10500010000088000000	Qumbu	880	0	RDP Housing	260	R 60 000,00
C10500010000088100000	Qumbu	881	0	RDP Housing	260	R 60 000,00
C10500010000088200000	Qumbu	882	0	RDP Housing	260	R 60 000,00
C10500010000088300000	Qumbu	883	0	RDP Housing	260	R 60 000,00

# GENERAL VALUATION ROLL




Published Date  
Objection closing date

31 January 2024  
24 May 2024

Number	Erf/Farm Area	Erf/Farm Number	Portion	Valuation Category	Extent (SQM)	Market Value
C10500010000088400000	Qumbu	884	0	RDP Housing	260	R 60 000,00
C10500010000088500000	Qumbu	885	0	RDP Housing	260	R 60 000,00
C10500010000088600000	Qumbu	886	0	RDP Housing	260	R 60 000,00
C10500010000088700000	Qumbu	887	0	RDP Housing	260	R 60 000,00
C10500010000088800000	Qumbu	888	0	RDP Housing	260	R 60 000,00
C10500010000088900000	Qumbu	889	0	RDP Housing	258	R 59 900,00
C10500010000089000000	Qumbu	890	0	RDP Housing	260	R 60 000,00
C10500010000089100000	Qumbu	891	0	Residential Properties	260	R 181 000,00
C10500010000089200000	Qumbu	892	0	RDP Housing	260	R 60 000,00
C10500010000089300000	Qumbu	893	0	RDP Housing	260	R 60 000,00
C10500010000089400000	Qumbu	894	0	RDP Housing	260	R 60 000,00
C10500010000089500000	Qumbu	895	0	RDP Housing	260	R 60 000,00
C10500010000089600000	Qumbu	896	0	RDP Housing	260	R 60 000,00
C10500010000089700000	Qumbu	897	0	RDP Housing	260	R 60 000,00
C10500010000089800000	Qumbu	898	0	RDP Housing	346	R 63 900,00
C10500010000089900000	Qumbu	899	0	RDP Housing	346	R 63 900,00
C10500010000090000000	Qumbu	900	0	Residential Properties	260	R 188 600,00
C10500010000090100000	Qumbu	901	0	Residential Properties	260	R 307 000,00
C10500010000090200000	Qumbu	902	0	RDP Housing	260	R 60 000,00
C10500010000090300000	Qumbu	903	0	RDP Housing	260	R 60 000,00
C10500010000090400000	Qumbu	904	0	RDP Housing	260	R 60 000,00
C10500010000090500000	Qumbu	905	0	RDP Housing	260	R 60 000,00
C10500010000090600000	Qumbu	906	0	RDP Housing	260	R 60 000,00
C10500010000090700000	Qumbu	907	0	RDP Housing	345	R 63 900,00
C10500010000090800000	Qumbu	908	0	Residential Properties	261	R 117 000,00
C10500010000090900000	Qumbu	909	0	RDP Housing	250	R 73 000,00
C10500010000091000000	Qumbu	910	0	RDP Housing	260	R 73 500,00
C10500010000091100000	Qumbu	911	0	RDP Housing	260	R 73 500,00
C10500010000091200000	Qumbu	912	0	RDP Housing	309	R 75 700,00
C10500010000091300000	Qumbu	913	0	RDP Housing	276	R 74 200,00
C10500010000091400000	Qumbu	914	0	Municipal Properties	959	R 12 500,00
C10500010000091500000	Qumbu	915	0	RDP Housing	260	R 60 000,00
C10500010000091600000	Qumbu	916	0	Residential Properties	260	R 282 000,00
C10500010000091700000	Qumbu	917	0	RDP Housing	260	R 73 500,00
C10500010000091800000	Qumbu	918	0	RDP Housing	260	R 73 500,00
C10500010000091900000	Qumbu	919	0	RDP Housing	276	R 74 200,00
C10500010000092000000	Qumbu	920	0	RDP Housing	276	R 74 200,00
C10500010000092100000	Qumbu	921	0	RDP Housing	260	R 73 500,00
C10500010000092200000	Qumbu	922	0	RDP Housing	260	R 73 500,00
C10500010000092300000	Qumbu	923	0	RDP Housing	260	R 60 000,00

# GENERAL VALUATION ROLL




Published Date  
Objection closing date

31 January 2024  
24 May 2024

Number	Erf/Farm Area	Erf/Farm Number	Portion	Valuation Category	Extent (SQM)	Market Value
C10500010000092400000	Qumbu	924	0	RDP Housing	260	R 60 000,00
C10500010000092500000	Qumbu	925	0	RDP Housing	281	R 60 900,00
C10500010000092600000	Qumbu	926	0	Municipal Properties	541	R 7 035,00
C10500010000092700000	Qumbu	927	0	RDP Housing	250	R 59 500,00
C10500010000092800000	Qumbu	928	0	RDP Housing	261	R 60 000,00
C10500010000092900000	Qumbu	929	0	RDP Housing	349	R 64 100,00
C10500010000093000000	Qumbu	930	0	RDP Housing	446	R 68 500,00
C10500010000093100000	Qumbu	931	0	RDP Housing	466	R 69 400,00
C10500010000093200000	Qumbu	932	0	RDP Housing	276	R 60 700,00
C10500010000093300000	Qumbu	933	0	RDP Housing	260	R 60 000,00
C10500010000093400000	Qumbu	934	0	RDP Housing	260	R 60 000,00
C10500010000093500000	Qumbu	935	0	RDP Housing	275	R 60 700,00
C10500010000093600000	Qumbu	936	0	RDP Housing	446	R 68 500,00
C10500010000093700000	Qumbu	937	0	RDP Housing	446	R 68 500,00
C10500010000093800000	Qumbu	938	0	RDP Housing	275	R 60 700,00
C10500010000093900000	Qumbu	939	0	RDP Housing	260	R 60 000,00
C10500010000094000000	Qumbu	940	0	RDP Housing	260	R 60 000,00
C10500010000094100000	Qumbu	941	0	RDP Housing	260	R 60 000,00
C10500010000094200000	Qumbu	942	0	RDP Housing	260	R 60 000,00
C10500010000094300000	Qumbu	943	0	Residential Properties	260	R 287 000,00
C10500010000094400000	Qumbu	944	0	RDP Housing	260	R 60 000,00
C10500010000094500000	Qumbu	945	0	Residential Properties	260	R 108 000,00
C10500010000094600000	Qumbu	946	0	RDP Housing	260	R 60 000,00
C10500010000094700000	Qumbu	947	0	RDP Housing	260	R 60 000,00
C10500010000094800000	Qumbu	948	0	RDP Housing	260	R 60 000,00
C10500010000094900000	Qumbu	949	0	RDP Housing	276	R 60 700,00
C10500010000095000000	Qumbu	950	0	RDP Housing	276	R 60 700,00
C10500010000095100000	Qumbu	951	0	RDP Housing	260	R 60 000,00
C10500010000095200000	Qumbu	952	0	RDP Housing	260	R 60 000,00
C10500010000095300000	Qumbu	953	0	Residential Properties	260	R 101 000,00
C10500010000095400000	Qumbu	954	0	Residential Properties	260	R 185 000,00
C10500010000095500000	Qumbu	955	0	RDP Housing	260	R 60 000,00
C10500010000095600000	Qumbu	956	0	Residential Properties	260	R 154 000,00
C10500010000095700000	Qumbu	957	0	RDP Housing	260	R 60 000,00
C10500010000095800000	Qumbu	958	0	Residential Properties	260	R 128 000,00
C10500010000095900000	Qumbu	959	0	RDP Housing	260	R 60 000,00
C10500010000096000000	Qumbu	960	0	RDP Housing	260	R 60 000,00
C10500010000096100000	Qumbu	961	0	Residential Properties	275	R 110 200,00
C10500010000096200000	Qumbu	962	0	RDP Housing	260	R 60 000,00
C10500010000096300000	Qumbu	963	0	Residential Properties	260	R 99 500,00

# GENERAL VALUATION ROLL




Published Date  
Objection closing date

31 January 2024  
24 May 2024

Number	Erf/Farm Area	Erf/Farm Number	Portion	Valuation Category	Extent (SQM)	Market Value
C10500010000096400000	Qumbu	964	0	Residential Properties	260	R 257 000,00
C10500010000096500000	Qumbu	965	0	RDP Housing	260	R 60 000,00
C10500010000096600000	Qumbu	966	0	RDP Housing	359	R 64 500,00
C10500010000096700000	Qumbu	967	0	RDP Housing	368	R 64 900,00
C10500010000096800000	Qumbu	968	0	RDP Housing	260	R 60 000,00
C10500010000096900000	Qumbu	969	0	Municipal Properties	260	R 5 000,00
C10500010000097000000	Qumbu	970	0	Municipal Properties	1160	R 15 100,00
C10500010000097100000	Qumbu	971	0	RDP Housing	260	R 60 000,00
C10500010000097200000	Qumbu	972	0	RDP Housing	260	R 60 000,00
C10500010000097300000	Qumbu	973	0	RDP Housing	260	R 60 000,00
C10500010000097400000	Qumbu	974	0	RDP Housing	260	R 60 000,00
C10500010000097500000	Qumbu	975	0	RDP Housing	260	R 60 000,00
C10500010000097600000	Qumbu	976	0	RDP Housing	260	R 60 000,00
C10500010000097700000	Qumbu	977	0	RDP Housing	260	R 60 000,00
C10500010000097800000	Qumbu	978	0	RDP Housing	260	R 60 000,00
C10500010000097900000	Qumbu	979	0	RDP Housing	260	R 60 000,00
C10500010000098000000	Qumbu	980	0	Vacant Land	260	R 41 600,00
C10500010000098100000	Qumbu	981	0	RDP Housing	255	R 59 700,00
C10500010000098200000	Qumbu	982	0	RDP Housing	260	R 60 000,00
C10500010000098300000	Qumbu	983	0	RDP Housing	260	R 60 000,00
C10500010000098400000	Qumbu	984	0	RDP Housing	260	R 60 000,00
C10500010000098500000	Qumbu	985	0	RDP Housing	260	R 60 000,00
C10500010000098600000	Qumbu	986	0	RDP Housing	260	R 60 000,00
C10500010000098700000	Qumbu	987	0	RDP Housing	260	R 60 000,00
C10500010000098800000	Qumbu	988	0	RDP Housing	260	R 60 000,00
C10500010000098900000	Qumbu	989	0	RDP Housing	260	R 60 000,00
C10500010000099000000	Qumbu	990	0	RDP Housing	260	R 60 000,00
C10500010000099100000	Qumbu	991	0	RDP Housing	255	R 59 700,00
C10500010000099200000	Qumbu	992	0	Residential Properties	260	R 250 000,00
C10500010000099300000	Qumbu	993	0	RDP Housing	260	R 60 000,00
C10500010000099400000	Qumbu	994	0	RDP Housing	260	R 126 000,00
C10500010000099500000	Qumbu	995	0	RDP Housing	260	R 60 000,00
C10500010000099600000	Qumbu	996	0	RDP Housing	260	R 60 000,00
C10500010000099700000	Qumbu	997	0	RDP Housing	260	R 60 000,00
C10500010000099800000	Qumbu	998	0	RDP Housing	260	R 60 000,00
C10500010000099900000	Qumbu	999	0	RDP Housing	260	R 60 000,00
C10500010000100000000	Qumbu	1000	0	RDP Housing	260	R 60 000,00
C10500010000100100000	Qumbu	1001	0	Municipal Properties	256	R 59 800,00
C10500010000100200000	Qumbu	1002	0	RDP Housing	255	R 59 700,00
C10500010000100300000	Qumbu	1003	0	Residential Properties	260	R 215 000,00

# GENERAL VALUATION ROLL




Published Date  
Objection closing date

31 January 2024  
24 May 2024

Number	Erf/Farm Area	Erf/Farm Number	Portion	Valuation Category	Extent (SQM)	Market Value
C10500010000100400000	Qumbu	1004	0	Municipal Properties	260	R 60 000,00
C10500010000100500000	Qumbu	1005	0	RDP Housing	260	R 60 000,00
C10500010000100600000	Qumbu	1006	0	RDP Housing	260	R 60 000,00
C10500010000100700000	Qumbu	1007	0	RDP Housing	260	R 60 000,00
C10500010000100800000	Qumbu	1008	0	RDP Housing	260	R 60 000,00
C10500010000100900000	Qumbu	1009	0	Residential Properties	260	R 172 000,00
C10500010000101000000	Qumbu	1010	0	RDP Housing	260	R 60 000,00
C10500010000101100000	Qumbu	1011	0	Residential Properties	260	R 194 000,00
C10500010000101200000	Qumbu	1012	0	RDP Housing	260	R 60 000,00
C10500010000101300000	Qumbu	1013	0	RDP Housing	260	R 60 000,00
C10500010000101400000	Qumbu	1014	0	RDP Housing	460	R 69 200,00
C10500010000101500000	Qumbu	1015	0	Residential Properties	440	R 127 200,00
C10500010000101600000	Qumbu	1016	0	RDP Housing	260	R 60 000,00
C10500010000101700000	Qumbu	1017	0	RDP Housing	260	R 60 000,00
C10500010000101800000	Qumbu	1018	0	RDP Housing	260	R 60 000,00
C10500010000101900000	Qumbu	1019	0	RDP Housing	260	R 60 000,00
C10500010000102000000	Qumbu	1020	0	Residential Properties	260	R 154 000,00
C10500010000102100000	Qumbu	1021	0	RDP Housing	260	R 73 500,00
C10500010000102200000	Qumbu	1022	0	Residential Properties	260	R 112 000,00
C10500010000102300000	Qumbu	1023	0	Municipal Properties	260	R 60 000,00
C10500010000102400000	Qumbu	1024	0	Municipal Properties	260	R 60 000,00
C10500010000102500000	Qumbu	1025	0	Municipal Properties	255	R 5 000,00
C10500010000102600000	Qumbu	1026	0	RDP Housing	265	R 60 200,00
C10500010000102700000	Qumbu	1027	0	RDP Housing	260	R 60 000,00
C10500010000102800000	Qumbu	1028	0	RDP Housing	260	R 60 000,00
C10500010000102900000	Qumbu	1029	0	RDP Housing	260	R 60 000,00
C10500010000103000000	Qumbu	1030	0	RDP Housing	260	R 60 000,00
C10500010000103100000	Qumbu	1031	0	RDP Housing	260	R 60 000,00
C10500010000103200000	Qumbu	1032	0	RDP Housing	260	R 60 000,00
C10500010000103300000	Qumbu	1033	0	RDP Housing	260	R 60 000,00
C10500010000103400000	Qumbu	1034	0	RDP Housing	260	R 60 000,00
C10500010000103500000	Qumbu	1035	0	RDP Housing	260	R 60 000,00
C10500010000103600000	Qumbu	1036	0	RDP Housing	260	R 60 000,00
C10500010000103700000	Qumbu	1037	0	RDP Housing	260	R 60 000,00
C10500010000103800000	Qumbu	1038	0	RDP Housing	260	R 60 000,00
C10500010000103900000	Qumbu	1039	0	RDP Housing	260	R 60 000,00
C10500010000104000000	Qumbu	1040	0	RDP Housing	260	R 60 000,00
C10500010000104100000	Qumbu	1041	0	RDP Housing	260	R 60 000,00
C10500010000104200000	Qumbu	1042	0	RDP Housing	260	R 60 000,00
C10500010000104300000	Qumbu	1043	0	RDP Housing	260	R 60 000,00



# GENERAL VALUATION ROLL




Published Date  
Objection closing date

31 January 2024  
24 May 2024

Number	Erf/Farm Area	Erf/Farm Number	Portion	Valuation Category	Extent (SQM)	Market Value
C10500010000104400000	Qumbu	1044	0	Residential Properties	260	R 181 000,00
C10500010000104500000	Qumbu	1045	0	RDP Housing	260	R 60 000,00
C10500010000104600000	Qumbu	1046	0	RDP Housing	266	R 60 200,00
C10500010000104700000	Qumbu	1047	0	Municipal Properties	920	R 12 000,00
C10500010000104800000	Qumbu	1048	0	Municipal Properties	47866	R 250 000,00
C10500010000104900000	Qumbu	1049	0	Municipal Properties	1560	R 20 300,00
C10500010000105000000	Qumbu	1050	0	Municipal Properties	1520	R 19 800,00
C10500010000105100000	Qumbu	1051	0	Municipal Properties	3773	R 49 000,00
C10500010000105200000	Qumbu	1052	0	Municipal Properties	3117	R 40 500,00
C10500010000105300000	Qumbu	1053	0	Municipal Properties	1040	R 13 500,00
C10500010000105400000	Qumbu	1054	0	Municipal Properties	1450	R 18 900,00
C10500010000105500000	Qumbu	1055	0	Municipal Properties	1663	R 21 600,00
C10500010000105600000	Qumbu	1056	0	Municipal Properties	524	R 6 810,00
C10500010000105700000	Qumbu	1057	0	Municipal Properties	2763	R 35 900,00
C10500010000106000000	Qumbu	1060	0	Business Properties	2867	R 7 250 000,00
C10500010000168100000	Qumbu	1681	0	Small Holdings	41073	R 1,00
C10500010000168500000	Qumbu	1685	0	Business Properties	5750	R 22 850 000,00
C10500010000168800000	Qumbu	1688	0	Residential Properties	774	R 250 000,00
C10500010000168900000	Qumbu	1689	0	Municipal Properties	8762	R 900 000,00
C10500010000169000000	Qumbu	1690	0	Municipal Properties	31400	R 5 560 000,00
C10500010000169400000	Qumbu	1694	0	Business Properties	2130	R 1 000 000,00
C10500010000170900000	Qumbu	1709	0	Vacant Land	651	R 90 000,00
C10500010000171000000	Qumbu	1710	0	Vacant Land	635	R 87 500,00
C10500010000176200000	Qumbu	1762	0	Vacant Land	424	R 58 500,00
C1050000000000600000	Qumbu RD	6	0	Agricultural Properties	42827	R 169 700,00
C1050000000000700000	Qumbu RD	7	0	Agricultural Properties	100158	R 556 100,00
C1050000000000800000	Qumbu RD	8	0	Business Properties	2036	R 100 000,00
C10500000000001200000	Qumbu RD	12	0	Agricultural Properties	53533	R 74 700,00
C10500000000001400000	Qumbu RD	14	0	Agricultural Properties	44683	R 70 600,00
C10500000000001600000	Qumbu RD	16	0	Agricultural Properties	41854	R 69 300,00
C10500000000001700000	Qumbu RD	17	0	Agricultural Properties	971	R 60 000,00
C10500000000001800000	Qumbu RD	18	0	Agricultural Properties	42827	R 369 700,00
C10500000000001900000	Qumbu RD	19	0	Agricultural Properties	42827	R 69 700,00
C10500000000002000000	Qumbu RD	20	0	Business Properties	38813	R 2 217 900,00
C10500000000002000001	Qumbu RD	20	1	Agricultural Properties	4014	R 60 000,00
C10500000000002100000	Qumbu RD	21	0	Agricultural Properties	42827	R 289 700,00
C10500000000002200000	Qumbu RD	22	0	Agricultural Properties	42827	R 69 700,00
C10500000000002300000	Qumbu RD	23	0	Agricultural Properties	204011	R 144 000,00
C10500000000002400000	Qumbu RD	24	0	Agricultural Properties	4658	R 130 000,00
C10500000000002500000	Qumbu RD	25	0	Agricultural Properties	42827	R 69 700,00

# GENERAL VALUATION ROLL




Published Date  
Objection closing date

31 January 2024  
24 May 2024

Number	Erf/Farm Area	Erf/Farm Number	Portion	Valuation Category	Extent (SQM)	Market Value
C105000000000260000	Qumbu RD	26	0	Agricultural Properties	42827	R 599 700,00
C105000000000270000	Qumbu RD	27	0	Agricultural Properties	42827	R 69 700,00
C105000000000280000	Qumbu RD	28	0	Agricultural Properties	2492	R 270 000,00
C105000000000290000	Qumbu RD	29	0	Agricultural Properties	53077	R 374 500,00
C105000000000310000	Qumbu RD	31	0	Agricultural Properties	42827	R 69 700,00
C105000000000320000	Qumbu RD	32	0	Business Properties	5183	R 810 000,00
C105000000000340000	Qumbu RD	34	0	Agricultural Properties	6348	R 130 000,00
C105000000000350000	Qumbu RD	35	0	Business Properties	2098	R 275 000,00
C105000000000360000	Qumbu RD	36	0	Agricultural Properties	42827	R 69 700,00
C105000000000370000	Qumbu RD	37	0	Agricultural Properties	42827	R 69 700,00
C105000000000380000	Qumbu RD	38	0	Agricultural Properties	2098503	R 4 470 000,00
C105000000000390000	Qumbu RD	39	0	Agricultural Properties	42827	R 439 700,00
C105000000000400000	Qumbu RD	40	0	Agricultural Properties	2149895	R 2 000 000,00
C105000000000420000	Qumbu RD	42	0	Agricultural Properties	2141330	R 1 950 000,00
C105000000000540000	Qumbu RD	54	0	Communal Land	48094591	R 24 050 000,00
C105000000000550000	Qumbu RD	55	0	Communal Land	53227936	R 26 600 000,00
C105000000000590000	Qumbu RD	59	0	Communal Land	19362033	R 9 700 000,00
C105000000000760000	Qumbu RD	76	0	Communal Land	28773461	R 14 400 000,00
C105000000001400000	Qumbu RD	140	0	Communal Land	38731022	R 19 350 000,00
C105000000001790000	Qumbu RD	179	0	Communal Land	21396408	R 10 700 000,00
C105000000002470000	Qumbu RD	247	0	Communal Land	15994796	R 8 000 000,00
C107000000000120000	Tabankulu RD	12	0	Agricultural Properties	2317	R 620 000,00
C107000000000210000	Tabankulu RD	21	0	Agricultural Properties	41113	R 878 900,00
C107000000000240000	Tabankulu RD	24	0	Agricultural Properties	42827	R 499 700,00
C107000000001900000	Tabankulu RD	190	0	Communal Land	79197592	R 39 600 000,00
C108000100000010000	Tsolo	1	0	Residential Properties	4283	R 419 000,00
C108000100000020000	Tsolo	2	0	Residential Properties	4283	R 272 000,00
C108000100000030000	Tsolo	3	0	Business Properties	4283	R 1 000 000,00
C108000100000040000	Tsolo	4	0	Vacant Land	3803	R 380 000,00
C108000100000050000	Tsolo	5	0	Vacant Land	4143	R 415 000,00
C108000100000060000	Tsolo	6	0	Business Properties	4283	R 1 100 000,00
C108000100000070000	Tsolo	7	0	Business Properties	4283	R 590 000,00
C108000100000080000	Tsolo	8	0	Residential Properties	4283	R 544 000,00
C108000100000090000	Tsolo	9	0	Residential Properties	4283	R 402 000,00
C1080001000000100000	Tsolo	10	0	Business Properties	4283	R 570 000,00
C1080001000000110000	Tsolo	11	0	Residential Properties	4283	R 479 000,00
C1080001000000120000	Tsolo	12	0	Residential Properties	4283	R 366 000,00
C1080001000000130000	Tsolo	13	0	Business Properties	4283	R 395 000,00
C1080001000000140000	Tsolo	14	0	Business Properties	4283	R 450 000,00
C1080001000000150000	Tsolo	15	0	Business Properties	4283	R 690 000,00

# GENERAL VALUATION ROLL




Published Date  
Objection closing date

31 January 2024  
24 May 2024

Number	Erf/Farm Area	Erf/Farm Number	Portion	Valuation Category	Extent (SQM)	Market Value
C10800010000001600000	Tsolo	16	0	Business Properties	4283	R 365 000,00
C10800010000001700000	Tsolo	17	0	Residential Properties	4283	R 524 000,00
C10800010000001800000	Tsolo	18	0	Business Properties	4283	R 920 000,00
C10800010000001900000	Tsolo	19	0	Residential Properties	474	R 325 000,00
C10800010000002000000	Tsolo	20	0	Public Service Purposes	8131	R 18 410 000,00
C10800010000002100000	Tsolo	21	0	Business Properties	3129	R 350 000,00
C10800010000002200000	Tsolo	22	0	Business Properties	5604	R 750 000,00
C10800010000002300000	Tsolo	23	0	Residential Properties	4283	R 363 000,00
C10800010000002400000	Tsolo	24	0	Vacant Land	4283	R 430 000,00
C10800010000002500000	Tsolo	25	0	Residential Properties	2142	R 377 000,00
C10800010000002700000	Tsolo	27	0	Residential Properties	4283	R 534 000,00
C10800010000002800000	Tsolo	28	0	Vacant Land	2855	R 285 000,00
C10800010000002900000	Tsolo	29	0	Residential Properties	1045	R 569 000,00
C10800010000003000000	Tsolo	30	0	Residential Properties	4283	R 549 000,00
C10800010000003100000	Tsolo	31	0	Residential Properties	2141	R 146 500,00
C10800010000003200000	Tsolo	32	0	Residential Properties	4283	R 211 500,00
C10800010000003300000	Tsolo	33	0	Business Properties	4283	R 740 000,00
C10800010000003400000	Tsolo	34	0	Business Properties	4283	R 980 000,00
C10800010000003500000	Tsolo	35	0	Residential Properties	4283	R 291 000,00
C10800010000003600000	Tsolo	36	0	Residential Properties	4283	R 539 000,00
C10800010000003700000	Tsolo	37	0	Residential Properties	2141	R 572 000,00
C10800010000003800000	Tsolo	38	0	Business Properties	2142	R 510 000,00
C10800010000003900000	Tsolo	39	0	Residential Properties	4283	R 434 000,00
C10800010000004000000	Tsolo	40	0	Residential Properties	4283	R 303 000,00
C10800010000004200000	Tsolo	42	0	Municipal Properties	29805728	R 44 700 000,00
C10800010000004600000	Tsolo	46	0	Public Service Purposes	20054	R 790 000,00
C10800010000004700000	Tsolo	47	0	Public Service Purposes	7252	R 9 660 000,00
C10800010000004800000	Tsolo	48	0	Residential Properties	7138	R 635 000,00
C10800010000004900000	Tsolo	49	0	Public Service Infrastructure	2348	R 10 000,00
C10800010000005000000	Tsolo	50	0	Residential Properties	5285	R 590 000,00
C10800010000005100000	Tsolo	51	0	Vacant Land	4709	R 470 000,00
C10800010000005200000	Tsolo	52	0	Residential Properties	3480	R 470 000,00
C10800010000005300000	Tsolo	53	0	Vacant Land	1741	R 495 000,00
C10800010000005400000	Tsolo	54	0	Public Service Infrastructure	544	R 10 000,00
C10800010000005500000	Tsolo	55	0	Residential Properties	1099	R 415 000,00
C10800010000005600000	Tsolo	56	0	Residential Properties	3480	R 250 000,00
C10800010000005700000	Tsolo	57	0	Vacant Land	4283	R 430 000,00
C10800010000005800000	Tsolo	58	0	Business Properties	4283	R 1 000 000,00
C10800010000005900000	Tsolo	59	0	Vacant Land	4283	R 430 000,00
C10800010000006000000	Tsolo	60	0	Vacant Land	4283	R 430 000,00

# GENERAL VALUATION ROLL




Published Date  
Objection closing date

31 January 2024  
24 May 2024

Number	Erf/Farm Area	Erf/Farm Number	Portion	Valuation Category	Extent (SQM)	Market Value
C10800010000006100000	Tsolo	61	0	Municipal Properties	4283	R 629 000,00
C10800010000006200000	Tsolo	62	0	Place of Worship	4283	R 780 000,00
C10800010000006300000	Tsolo	63	0	Business Properties	1186	R 390 000,00
C10800010000006400000	Tsolo	64	0	Residential Properties	2140	R 447 000,00
C10800010000006500000	Tsolo	65	0	Business Properties	4283	R 480 000,00
C10800010000006600000	Tsolo	66	0	Business Properties	4283	R 150 000,00
C10800010000006700000	Tsolo	67	0	Residential Properties	4283	R 318 000,00
C10800010000006800000	Tsolo	68	0	Vacant Land	1260	R 360 000,00
C10800010000006900000	Tsolo	69	0	Business Properties	693	R 510 000,00
C10800010000007000000	Tsolo	70	0	Vacant Land	4283	R 430 000,00
C10800010000007100000	Tsolo	71	0	Residential Properties	4283	R 302 000,00
C10800010000007200000	Tsolo	72	0	Residential Properties	4283	R 312 000,00
C10800010000007300000	Tsolo	73	0	Business Properties	4283	R 440 000,00
C10800010000007400000	Tsolo	74	0	Residential Properties	4283	R 285 000,00
C10800010000007500000	Tsolo	75	0	Residential Properties	4283	R 549 000,00
C10800010000007600000	Tsolo	76	0	Business Properties	4283	R 440 000,00
C10800010000007700000	Tsolo	77	0	Business Properties	4283	R 1 250 000,00
C10800010000007800000	Tsolo	78	0	Business Properties	4283	R 900 000,00
C10800010000007900000	Tsolo	79	0	Residential Properties	2145	R 462 000,00
C10800010000008000000	Tsolo	80	0	Residential Properties	4283	R 320 000,00
C10800010000008600000	Tsolo	86	0	Business Properties	4818	R 370 000,00
C10800010000008700000	Tsolo	87	0	Residential Properties	4818	R 405 000,00
C10800010000008800000	Tsolo	88	0	Business Properties	4818	R 790 000,00
C10800010000008900000	Tsolo	89	0	Vacant Land	4818	R 480 000,00
C10800010000009000000	Tsolo	90	0	Business Properties	1120	R 465 000,00
C10800010000009100000	Tsolo	91	0	Business Properties	4818	R 930 000,00
C10800010000009200000	Tsolo	92	0	Business Properties	4078	R 830 000,00
C10800010000009300000	Tsolo	93	0	Residential Properties	4818	R 357 000,00
C10800010000009400000	Tsolo	94	0	Business Properties	4283	R 870 000,00
C10800010000009500000	Tsolo	95	0	Business Properties	4283	R 360 000,00
C10800010000009600000	Tsolo	96	0	Business Properties	4283	R 9 750 000,00
C10800010000009700000	Tsolo	97	0	Residential Properties	4283	R 454 000,00
C10800010000009800000	Tsolo	98	0	Business Properties	4283	R 440 000,00
C10800010000009900000	Tsolo	99	0	Business Properties	4283	R 4 800 000,00
C10800010000010000000	Tsolo	100	0	Vacant Land	4283	R 430 000,00
C10800010000010100000	Tsolo	101	0	Residential Properties	887	R 310 000,00
C10800010000010200000	Tsolo	102	0	Business Properties	4283	R 3 850 000,00
C10800010000010300000	Tsolo	103	0	Business Properties	4283	R 520 000,00
C10800010000010400000	Tsolo	104	0	Residential Properties	4283	R 351 000,00
C10800010000010500000	Tsolo	105	0	Business Properties	4283	R 3 300 000,00

# GENERAL VALUATION ROLL




Published Date  
Objection closing date

31 January 2024  
24 May 2024

Number	Erf/Farm Area	Erf/Farm Number	Portion	Valuation Category	Extent (SQM)	Market Value
C1080001000001060000	Tsolo	106	0	Business Properties	3225	R 530 000,00
C1080001000001070000	Tsolo	107	0	Vacant Land	919	R 260 000,00
C1080001000001080000	Tsolo	108	0	Business Properties	2144	R 500 000,00
C1080001000001090000	Tsolo	109	0	Business Properties	4283	R 7 700 000,00
C1080001000001100000	Tsolo	110	0	Vacant Land	5353	R 540 000,00
C1080001000001110000	Tsolo	111	0	Business Properties	5353	R 365 000,00
C1080001000001120000	Tsolo	112	0	Vacant Land	5353	R 540 000,00
C1080001000001130000	Tsolo	113	0	Business Properties	2599	R 2 650 000,00
C1080001000001140000	Tsolo	114	0	Vacant Land	5353	R 540 000,00
C1080001000001150000	Tsolo	115	0	Vacant Land	5353	R 540 000,00
C1080001000001160000	Tsolo	116	0	Vacant Land	5353	R 540 000,00
C1080001000001180000	Tsolo	118	0	Business Properties	3904	R 5 300 000,00
C1080001000001240000	Tsolo	124	0	Business Properties	4283	R 880 000,00
C1080001000001250000	Tsolo	125	0	Residential Properties	4283	R 434 000,00
C1080001000001260000	Tsolo	126	0	Residential Properties	4282	R 544 000,00
C1080001000001270000	Tsolo	127	0	Place of Worship	4283	R 430 000,00
C1080001000001280000	Tsolo	128	0	Municipal Properties	4283	R 1 860 000,00
C1080001000001290000	Tsolo	129	0	Vacant Land	4283	R 430 000,00
C1080001000001300000	Tsolo	130	0	Place of Worship	4283	R 705 000,00
C1080001000001310000	Tsolo	131	0	Residential Properties	4283	R 449 000,00
C1080001000001320000	Tsolo	132	0	Place of Worship	4283	R 4 350 000,00
C1080001000001330000	Tsolo	133	0	Municipal Properties	4283	R 5 310 000,00
C1080001000001340000	Tsolo	134	0	Residential Properties	4283	R 629 000,00
C1080001000001350000	Tsolo	135	0	Residential Properties	4283	R 529 000,00
C1080001000001360000	Tsolo	136	0	Residential Properties	4283	R 774 000,00
C1080001000001370000	Tsolo	137	0	Residential Properties	4283	R 357 000,00
C1080001000001380000	Tsolo	138	0	Business Properties	2483	R 430 000,00
C1080001000001390000	Tsolo	139	0	Residential Properties	4283	R 579 000,00
C1080001000001400000	Tsolo	140	0	Public Service Infrastructure	377	R 1,00
C1080001000001410000	Tsolo	141	0	Residential Properties	4283	R 338 000,00
C1080001000001420000	Tsolo	142	0	Vacant Land	4283	R 430 000,00
C1080001000001430000	Tsolo	143	0	Business Properties	4283	R 620 000,00
C1080001000001440000	Tsolo	144	0	Vacant Land	4283	R 430 000,00
C1080001000001450000	Tsolo	145	0	Vacant Land	4283	R 430 000,00
C1080001000001460000	Tsolo	146	0	Residential Properties	4283	R 309 000,00
C1080001000001470000	Tsolo	147	0	Residential Properties	4283	R 409 000,00
C1080001000001480000	Tsolo	148	0	Residential Properties	4283	R 400 000,00
C1080001000001490000	Tsolo	149	0	Residential Properties	4283	R 237 000,00
C1080001000001500000	Tsolo	150	0	Vacant Land	4283	R 430 000,00
C1080001000001510000	Tsolo	151	0	Vacant Land	4283	R 430 000,00

# GENERAL VALUATION ROLL




Published Date  
Objection closing date

31 January 2024  
24 May 2024

Number	Erf/Farm Area	Erf/Farm Number	Portion	Valuation Category	Extent (SQM)	Market Value
C1080001000001520000	Tsolo	152	0	Vacant Land	4283	R 430 000,00
C1080001000001530000	Tsolo	153	0	Vacant Land	4283	R 430 000,00
C1080001000001540000	Tsolo	154	0	Residential Properties	4283	R 260 000,00
C1080001000001550000	Tsolo	155	0	Business Properties	4283	R 4 100 000,00
C1080001000001560000	Tsolo	156	0	Business Properties	4283	R 3 150 000,00
C1080001000001570000	Tsolo	157	0	Business Properties	2144	R 450 000,00
C1080001000001580000	Tsolo	158	0	Business Properties	4283	R 5 750 000,00
C1080001000001590000	Tsolo	159	0	Vacant Land	4283	R 430 000,00
C1080001000001600000	Tsolo	160	0	Business Properties	4283	R 1 500 000,00
C1080001000001610000	Tsolo	161	0	Business Properties	4283	R 1,00
C1080001000001670000	Tsolo	167	0	Business Properties	1340	R 2 050 000,00
C1080001000001680000	Tsolo	168	0	Public Service Purposes	4283	R 10 660 000,00
C1080001000001690000	Tsolo	169	0	Public Service Infrastructure	10	R 10 000,00
C1080001000001700000	Tsolo	170	0	Public Service Purposes	4283	R 6 310 000,00
C1080001000001710000	Tsolo	171	0	Public Service Purposes	8922	R 21 810 000,00
C1080001000001730000	Tsolo	173	0	Business Properties	558	R 1 150 000,00
C1080001000001740000	Tsolo	174	0	Municipal Properties	1784	R 510 000,00
C1080001000001750000	Tsolo	175	0	Municipal Properties	8922	R 9 000 000,00
C1080001000001760000	Tsolo	176	0	Business Properties	4283	R 8 500 000,00
C1080001000001770000	Tsolo	177	0	Business Properties	1071	R 1 450 000,00
C1080001000001780000	Tsolo	178	0	Business Properties	4283	R 7 800 000,00
C1080001000001790000	Tsolo	179	0	Business Properties	4283	R 1 050 000,00
C1080001000001800000	Tsolo	180	0	Residential Properties	4283	R 356 000,00
C1080001000001810000	Tsolo	181	0	Business Properties	4283	R 340 000,00
C1080001000001820000	Tsolo	182	0	Business Properties	4283	R 8 400 000,00
C1080001000001830000	Tsolo	183	0	Business Properties	4283	R 6 400 000,00
C1080001000001840000	Tsolo	184	0	Business Properties	1072	R 580 000,00
C1080001000001850000	Tsolo	185	0	Place of Worship	4283	R 5 450 000,00
C1080001000001860000	Tsolo	186	0	Residential Properties	4283	R 288 000,00
C1080001000001870000	Tsolo	187	0	Business Properties	4283	R 750 000,00
C1080001000001880000	Tsolo	188	0	Residential Properties	4283	R 524 000,00
C1080001000001890000	Tsolo	189	0	Residential Properties	4283	R 629 000,00
C1080001000001900000	Tsolo	190	0	Vacant Land	4283	R 430 000,00
C1080001000001910000	Tsolo	191	0	Residential Properties	4283	R 372 000,00
C1080001000001920000	Tsolo	192	0	Business Properties	4283	R 600 000,00
C1080001000001930000	Tsolo	193	0	Residential Properties	4283	R 387 000,00
C1080001000001940000	Tsolo	194	0	Residential Properties	4283	R 276 000,00
C1080001000001950000	Tsolo	195	0	Residential Properties	4283	R 424 000,00
C1080001000001960000	Tsolo	196	0	Vacant Land	4283	R 430 000,00
C1080001000001970000	Tsolo	197	0	Business Properties	4283	R 680 000,00

# GENERAL VALUATION ROLL




Published Date  
Objection closing date

31 January 2024  
24 May 2024

Number	Erf/Farm Area	Erf/Farm Number	Portion	Valuation Category	Extent (SQM)	Market Value
C1080001000001980000	Tsolo	198	0	Vacant Land	4283	R 430 000,00
C1080001000001990000	Tsolo	199	0	Residential Properties	27	R 370 000,00
C1080001000002000000	Tsolo	200	0	Vacant Land	2148	R 215 000,00
C1080001000002010000	Tsolo	201	0	Residential Properties	4283	R 244 000,00
C1080001000002020000	Tsolo	202	0	Business Properties	4283	R 4 200 000,00
C1080001000002030000	Tsolo	203	0	Vacant Land	8565	R 750 000,00
C1080001000002040000	Tsolo	204	0	Residential Properties	1427	R 214 500,00
C1080001000002060000	Tsolo	206	0	Business Properties	4283	R 150 000,00
C1080001000002070000	Tsolo	207	0	Vacant Land	16060	R 750 000,00
C1080001000002080000	Tsolo	208	0	Business Properties	1989	R 3 100 000,00
C1080001000002090000	Tsolo	209	0	Residential Properties	4283	R 714 000,00
C1080001000002100000	Tsolo	210	0	Residential Properties	4283	R 504 000,00
C1080001000002110000	Tsolo	211	0	Business Properties	4283	R 415 000,00
C1080001000002120000	Tsolo	212	0	Residential Properties	4283	R 264 000,00
C1080001000002130000	Tsolo	213	0	Residential Properties	4283	R 333 000,00
C1080001000002140000	Tsolo	214	0	Business Properties	5353	R 790 000,00
C1080001000002150000	Tsolo	215	0	Business Properties	5353	R 1 700 000,00
C1080001000002160000	Tsolo	216	0	Business Properties	5353	R 2 100 000,00
C1080001000002220000	Tsolo	222	0	Small Holdings	47	R 50 000,00
C1080001000002230000	Tsolo	223	0	Residential Properties	2672	R 260 000,00
C1080001000002240000	Tsolo	224	0	Business Properties	5353	R 590 000,00
C1080001000002250000	Tsolo	225	0	Business Properties	4283	R 620 000,00
C1080001000002260000	Tsolo	226	0	Residential Properties	2621	R 299 500,00
C1080001000002270000	Tsolo	227	0	Vacant Land	4283	R 430 000,00
C1080001000002280000	Tsolo	228	0	Residential Properties	4283	R 338 000,00
C1080001000002290000	Tsolo	229	0	Residential Properties	4283	R 223 500,00
C1080001000002300000	Tsolo	230	0	Residential Properties	4283	R 499 000,00
C1080001000002310000	Tsolo	231	0	Residential Properties	4283	R 424 000,00
C1080001000002320000	Tsolo	232	0	Residential Properties	4283	R 384 000,00
C1080001000002330000	Tsolo	233	0	Residential Properties	1857	R 382 000,00
C1080001000002340000	Tsolo	234	0	Residential Properties	4283	R 239 000,00
C1080001000002350000	Tsolo	235	0	Business Properties	4283	R 385 000,00
C1080001000002360000	Tsolo	236	0	Vacant Land	4283	R 430 000,00
C1080001000002370000	Tsolo	237	0	Vacant Land	4283	R 430 000,00
C1080001000002380000	Tsolo	238	0	Residential Properties	4283	R 794 000,00
C1080001000002390000	Tsolo	239	0	Vacant Land	4283	R 430 000,00
C1080001000002400000	Tsolo	240	0	Vacant Land	4283	R 430 000,00
C1080001000002410000	Tsolo	241	0	Residential Properties	4801	R 316 000,00
C1080001000002420000	Tsolo	242	0	Business Properties	5254	R 485 000,00
C1080001000002430000	Tsolo	243	0	Business Properties	6922	R 2 200 000,00

# GENERAL VALUATION ROLL




Published Date  
Objection closing date

31 January 2024  
24 May 2024

Number	Erf/Farm Area	Erf/Farm Number	Portion	Valuation Category	Extent (SQM)	Market Value
C1080001000002460000	Tsolo	246	0	Small Holdings	25691	R 540 000,00
C1080001000002490000	Tsolo	249	0	Vacant Land	2302	R 230 000,00
C1080001000002500000	Tsolo	250	0	Residential Properties	1640	R 243 000,00
C1080001000002510000	Tsolo	251	0	Municipal Properties	979	R 12 700,00
C1080001000002520000	Tsolo	252	0	Business Properties	3550	R 720 000,00
C1080001000002530000	Tsolo	253	0	Vacant Land	4710	R 470 000,00
C1080001000002540000	Tsolo	254	0	Business Properties	6285	R 1 600 000,00
C1080001000002550000	Tsolo	255	0	Place of Worship	8722	R 7 200 000,00
C1080001000002560000	Tsolo	256	0	Vacant Land	16954	R 750 000,00
C1080001000002570000	Tsolo	257	0	Residential Properties	1079	R 530 000,00
C1080001000002580000	Tsolo	258	0	Residential Properties	2141	R 557 000,00
C1080001000002590000	Tsolo	259	0	Residential Properties	2141	R 327 000,00
C1080001000002600000	Tsolo	260	0	Residential Properties	4276	R 299 000,00
C1080001000002770000	Tsolo	277	0	Small Holdings	17397	R 365 000,00
C1080001000002780000	Tsolo	278	0	Small Holdings	19262	R 405 000,00
C1080001000002790000	Tsolo	279	0	Small Holdings	20671	R 435 000,00
C1080001000002800000	Tsolo	280	0	Small Holdings	18901	R 640 000,00
C1080001000002810000	Tsolo	281	0	Small Holdings	20871	R 920 000,00
C1080001000002820000	Tsolo	282	0	Small Holdings	19558	R 497 000,00
C1080001000002830000	Tsolo	283	0	Small Holdings	20500	R 430 000,00
C1080001000002840000	Tsolo	284	0	Small Holdings	19743	R 415 000,00
C1080001000002850000	Tsolo	285	0	Small Holdings	22656	R 475 000,00
C1080001000002860000	Tsolo	286	0	Small Holdings	22214	R 704 000,00
C1080001000002870000	Tsolo	287	0	Vacant Land	1139	R 114 000,00
C1080001000002880000	Tsolo	288	0	Small Holdings	22855	R 480 000,00
C1080001000002890000	Tsolo	289	0	Small Holdings	21799	R 905 000,00
C1080001000002960000	Tsolo	296	0	Small Holdings	16731	R 350 000,00
C1080001000002970000	Tsolo	297	0	Small Holdings	21595	R 455 000,00
C1080001000002980000	Tsolo	298	0	Small Holdings	19993	R 420 000,00
C1080001000002990000	Tsolo	299	0	Public Service Infrastructure	17374	R 87 000,00
C1080001000003000000	Tsolo	300	0	Small Holdings	19258	R 660 000,00
C1080001000003010000	Tsolo	301	0	Small Holdings	20229	R 425 000,00
C1080001000003020000	Tsolo	302	0	Small Holdings	20706	R 435 000,00
C1080001000003030000	Tsolo	303	0	Small Holdings	18706	R 395 000,00
C1080001000003040000	Tsolo	304	0	Small Holdings	17959	R 375 000,00
C1080001000003050000	Tsolo	305	0	Small Holdings	21813	R 460 000,00
C1080001000003060000	Tsolo	306	0	Small Holdings	18978	R 400 000,00
C1080001000003070000	Tsolo	307	0	Business Properties	21496	R 1 154 875,00
C1080001000003080000	Tsolo	308	0	Business Properties	25140	R 1 200 000,00
C1080001000003090000	Tsolo	309	0	Small Holdings	19672	R 415 000,00



# GENERAL VALUATION ROLL




Published Date  
Objection closing date

31 January 2024  
24 May 2024

Number	Erf/Farm Area	Erf/Farm Number	Portion	Valuation Category	Extent (SQM)	Market Value
C1080001000003100000	Tsolo	310	0	Small Holdings	20486	R 430 000,00
C1080001000003110000	Tsolo	311	0	Small Holdings	19030	R 400 000,00
C1080001000003120000	Tsolo	312	0	Small Holdings	19743	R 415 000,00
C1080001000003130000	Tsolo	313	0	Small Holdings	19372	R 405 000,00
C1080001000003140000	Tsolo	314	0	Municipal Properties	30523	R 395 000,00
C1080001000003160000	Tsolo	316	0	Business Properties	5021	R 1 200 000,00
C1080001000003170000	Tsolo	317	0	Vacant Land	1201	R 340 000,00
C1080001000003180000	Tsolo	318	0	Small Holdings	2141	R 50 000,00
C1080001000003200000	Tsolo	320	0	Communal Land	5031368	R 2 500 000,00
C1080001000003220000	Tsolo	322	0	Public Service Purposes	1691	R 1 360 000,00
C1080001000003240000	Tsolo	324	0	Public Service Infrastructure	8565	R 85 000,00
C1080001000003250000	Tsolo	325	0	Residential Properties	2141	R 387 000,00
C1080001000003260000	Tsolo	326	0	Business Properties	1348	R 420 000,00
C1080001000003270000	Tsolo	327	0	Business Properties	1316	R 415 000,00
C1080001000003280000	Tsolo	328	0	Business Properties	1316	R 750 000,00
C1080001000003290000	Tsolo	329	0	Residential Properties	1347	R 175 000,00
C1080001000003300000	Tsolo	330	0	Business Properties	1096	R 770 000,00
C1080001000003310000	Tsolo	331	0	Business Properties	1106	R 780 000,00
C1080001000003340000	Tsolo	334	0	Residential Properties	2645	R 239 000,00
C1080001000003360000	Tsolo	336	0	Residential Properties	1795	R 369 500,00
C1080001000003380000	Tsolo	338	0	Small Holdings	24487	R 510 000,00
C1080001000003400000	Tsolo	340	0	Business Properties	9481	R 2 400 000,00
C1080001000003410000	Tsolo	341	0	Business Properties	4981	R 425 000,00
C1080001000003420000	Tsolo	342	0	Business Properties	2141	R 1 550 000,00
C1080001000003430000	Tsolo	343	0	Vacant Land	3812	R 380 000,00
C1080001000003460000	Tsolo	346	0	Municipal Properties	144688	R 1 500 000,00
C1080001000003470000	Tsolo	347	0	Residential Properties	1070	R 743 000,00
C1080001000003480000	Tsolo	348	0	Residential Properties	1008	R 1 196 000,00
C1080001000003490000	Tsolo	349	0	Residential Properties	976	R 686 000,00
C1080001000003500000	Tsolo	350	0	Residential Properties	884	R 489 000,00
C1080001000003510000	Tsolo	351	0	Residential Properties	1172	R 971 000,00
C1080001000003520000	Tsolo	352	0	Residential Properties	1050	R 504 000,00
C1080001000003530000	Tsolo	353	0	Residential Properties	1050	R 459 000,00
C1080001000003540000	Tsolo	354	0	Residential Properties	1050	R 449 000,00
C1080001000003550000	Tsolo	355	0	Residential Properties	1050	R 769 000,00
C1080001000003560000	Tsolo	356	0	Vacant Land	1050	R 189 000,00
C1080001000003570000	Tsolo	357	0	Residential Properties	1050	R 377 000,00
C1080001000003580000	Tsolo	358	0	Vacant Land	1090	R 196 000,00
C1080001000003590000	Tsolo	359	0	Residential Properties	976	R 886 000,00
C1080001000003600000	Tsolo	360	0	Residential Properties	966	R 904 000,00

# GENERAL VALUATION ROLL




Published Date  
Objection closing date

31 January 2024  
24 May 2024

Number	Erf/Farm Area	Erf/Farm Number	Portion	Valuation Category	Extent (SQM)	Market Value
C10800010000036100000	Tsolo	361	0	Residential Properties	966	R 544 000,00
C10800010000036200000	Tsolo	362	0	Residential Properties	1000	R 1 030 000,00
C10800010000036300000	Tsolo	363	0	Residential Properties	1092	R 767 000,00
C10800010000036400000	Tsolo	364	0	Residential Properties	1025	R 865 000,00
C10800010000036500000	Tsolo	365	0	Vacant Land	1025	R 185 000,00
C10800010000036600000	Tsolo	366	0	Residential Properties	1025	R 1 005 000,00
C10800010000036700000	Tsolo	367	0	Residential Properties	1025	R 755 000,00
C10800010000036800000	Tsolo	368	0	Residential Properties	1025	R 640 000,00
C10800010000036900000	Tsolo	369	0	Residential Properties	1025	R 1 125 000,00
C10800010000037000000	Tsolo	370	0	Residential Properties	1025	R 635 000,00
C10800010000037100000	Tsolo	371	0	Residential Properties	1025	R 865 000,00
C10800010000037200000	Tsolo	372	0	Residential Properties	1014	R 973 000,00
C10800010000037300000	Tsolo	373	0	Residential Properties	1132	R 1 024 000,00
C10800010000037400000	Tsolo	374	0	Residential Properties	1172	R 380 000,00
C10800010000037500000	Tsolo	375	0	Vacant Land	1077	R 194 000,00
C10800010000037600000	Tsolo	376	0	Residential Properties	1067	R 902 000,00
C10800010000037700000	Tsolo	377	0	Residential Properties	1057	R 371 000,00
C10800010000037800000	Tsolo	378	0	Residential Properties	1047	R 918 000,00
C10800010000037900000	Tsolo	379	0	Residential Properties	1037	R 410 000,00
C10800010000038000000	Tsolo	380	0	Residential Properties	1027	R 745 000,00
C10800010000038100000	Tsolo	381	0	Residential Properties	1017	R 773 000,00
C10800010000038200000	Tsolo	382	0	Residential Properties	1006	R 881 000,00
C10800010000038300000	Tsolo	383	0	Residential Properties	996	R 799 000,00
C10800010000038400000	Tsolo	384	0	Residential Properties	986	R 987 000,00
C10800010000038500000	Tsolo	385	0	Residential Properties	1195	R 825 000,00
C10800010000038600000	Tsolo	386	0	Residential Properties	1039	R 797 000,00
C10800010000038700000	Tsolo	387	0	Residential Properties	984	R 537 000,00
C10800010000038800000	Tsolo	388	0	Residential Properties	984	R 747 000,00
C10800010000038900000	Tsolo	389	0	Residential Properties	984	R 507 000,00
C10800010000039000000	Tsolo	390	0	Municipal Properties	920	R 551 000,00
C10800010000039100000	Tsolo	391	0	Vacant Land	1020	R 184 000,00
C10800010000039200000	Tsolo	392	0	Residential Properties	975	R 836 000,00
C10800010000039300000	Tsolo	393	0	Residential Properties	984	R 632 000,00
C10800010000039400000	Tsolo	394	0	Residential Properties	984	R 647 000,00
C10800010000039500000	Tsolo	395	0	Residential Properties	984	R 927 000,00
C10800010000039600000	Tsolo	396	0	Residential Properties	984	R 657 000,00
C10800010000039700000	Tsolo	397	0	Residential Properties	984	R 937 000,00
C10800010000039800000	Tsolo	398	0	Residential Properties	1132	R 904 000,00
C10800010000039900000	Tsolo	399	0	Residential Properties	776	R 540 000,00
C10800010000040000000	Tsolo	400	0	Residential Properties	734	R 537 000,00

# GENERAL VALUATION ROLL




Published Date  
Objection closing date

31 January 2024  
24 May 2024

Number	Erf/Farm Area	Erf/Farm Number	Portion	Valuation Category	Extent (SQM)	Market Value
C10800010000040100000	Tsolo	401	0	Residential Properties	778	R 333 000,00
C10800010000040200000	Tsolo	402	0	Residential Properties	813	R 706 000,00
C10800010000040300000	Tsolo	403	0	Residential Properties	797	R 338 000,00
C10800010000040400000	Tsolo	404	0	Residential Properties	962	R 533 000,00
C10800010000040500000	Tsolo	405	0	Residential Properties	1244	R 584 000,00
C10800010000040600000	Tsolo	406	0	Residential Properties	930	R 667 000,00
C10800010000040700000	Tsolo	407	0	Residential Properties	800	R 584 000,00
C10800010000040800000	Tsolo	408	0	Residential Properties	800	R 381 000,00
C10800010000040900000	Tsolo	409	0	Residential Properties	800	R 294 000,00
C10800010000041000000	Tsolo	410	0	Residential Properties	859	R 745 000,00
C10800010000041100000	Tsolo	411	0	Residential Properties	951	R 446 000,00
C10800010000041200000	Tsolo	412	0	Residential Properties	852	R 578 000,00
C10800010000041300000	Tsolo	413	0	Residential Properties	797	R 943 000,00
C10800010000041400000	Tsolo	414	0	Residential Properties	813	R 656 000,00
C10800010000041500000	Tsolo	415	0	Residential Properties	778	R 605 000,00
C10800010000041600000	Tsolo	416	0	Residential Properties	734	R 722 000,00
C10800010000041700000	Tsolo	417	0	Residential Properties	758	R 451 000,00
C10800010000041800000	Tsolo	418	0	Residential Properties	636	R 614 000,00
C10800010000041900000	Tsolo	419	0	Residential Properties	661	R 649 000,00
C10800010000042000000	Tsolo	420	0	Residential Properties	678	R 557 000,00
C10800010000042100000	Tsolo	421	0	Residential Properties	695	R 362 000,00
C10800010000042200000	Tsolo	422	0	Vacant Land	711	R 128 000,00
C10800010000042300000	Tsolo	423	0	Residential Properties	733	R 282 000,00
C10800010000042400000	Tsolo	424	0	Residential Properties	749	R 835 000,00
C10800010000042500000	Tsolo	425	0	Residential Properties	700	R 556 000,00
C10800010000042600000	Tsolo	426	0	Vacant Land	700	R 126 000,00
C10800010000042700000	Tsolo	427	0	Residential Properties	700	R 276 000,00
C10800010000042800000	Tsolo	428	0	Residential Properties	700	R 363 000,00
C10800010000042900000	Tsolo	429	0	Residential Properties	700	R 766 000,00
C10800010000043000000	Tsolo	430	0	Residential Properties	700	R 706 000,00
C10800010000043100000	Tsolo	431	0	Residential Properties	700	R 586 000,00
C10800010000043200000	Tsolo	432	0	Residential Properties	819	R 737 000,00
C10800010000043300000	Tsolo	433	0	Vacant Land	798	R 144 000,00
C10800010000043400000	Tsolo	434	0	Residential Properties	824	R 306 000,00
C10800010000043500000	Tsolo	435	0	Residential Properties	660	R 619 000,00
C10800010000043600000	Tsolo	436	0	Residential Properties	660	R 434 000,00
C10800010000043700000	Tsolo	437	0	Residential Properties	660	R 769 000,00
C10800010000043800000	Tsolo	438	0	Residential Properties	660	R 669 000,00
C10800010000043900000	Tsolo	439	0	Residential Properties	660	R 604 000,00
C10800010000044000000	Tsolo	440	0	Residential Properties	660	R 669 000,00

# GENERAL VALUATION ROLL




Published Date  
Objection closing date

31 January 2024  
24 May 2024

Number	Erf/Farm Area	Erf/Farm Number	Portion	Valuation Category	Extent (SQM)	Market Value
C10800010000044100000	Tsolo	441	0	Residential Properties	660	R 554 000,00
C10800010000044200000	Tsolo	442	0	Residential Properties	827	R 377 000,00
C10800010000044300000	Tsolo	443	0	Residential Properties	751	R 420 000,00
C10800010000044400000	Tsolo	444	0	Residential Properties	682	R 418 000,00
C10800010000044500000	Tsolo	445	0	Residential Properties	666	R 465 000,00
C10800010000044600000	Tsolo	446	0	Residential Properties	649	R 532 000,00
C10800010000044700000	Tsolo	447	0	Residential Properties	633	R 351 000,00
C10800010000044800000	Tsolo	448	0	Residential Properties	955	R 652 000,00
C10800010000044900000	Tsolo	449	0	Vacant Land	1045	R 188 000,00
C10800010000045000000	Tsolo	450	0	Residential Properties	942	R 840 000,00
C10800010000045100000	Tsolo	451	0	Residential Properties	892	R 861 000,00
C10800010000045200000	Tsolo	452	0	Residential Properties	862	R 745 000,00
C10800010000045300000	Tsolo	453	0	Vacant Land	859	R 155 000,00
C10800010000045400000	Tsolo	454	0	Vacant Land	893	R 161 000,00
C10800010000045500000	Tsolo	455	0	Residential Properties	890	R 362 000,00
C10800010000045600000	Tsolo	456	0	Vacant Land	1004	R 181 000,00
C10800010000045700000	Tsolo	457	0	Residential Properties	727	R 576 000,00
C10800010000045800000	Tsolo	458	0	Residential Properties	735	R 562 000,00
C10800010000045900000	Tsolo	459	0	Residential Properties	735	R 912 000,00
C10800010000046000000	Tsolo	460	0	Residential Properties	735	R 692 000,00
C10800010000046100000	Tsolo	461	0	Municipal Properties	2310	R 3 529 000,00
C10800010000046200000	Tsolo	462	0	Vacant Land	733	R 132 000,00
C10800010000046300000	Tsolo	463	0	Vacant Land	748	R 135 000,00
C10800010000046400000	Tsolo	464	0	Residential Properties	700	R 616 000,00
C10800010000046500000	Tsolo	465	0	Vacant Land	700	R 126 000,00
C10800010000046600000	Tsolo	466	0	Residential Properties	700	R 906 000,00
C10800010000046700000	Tsolo	467	0	Residential Properties	700	R 696 000,00
C10800010000046800000	Tsolo	468	0	Vacant Land	700	R 126 000,00
C10800010000046900000	Tsolo	469	0	Residential Properties	682	R 285 000,00
C10800010000047000000	Tsolo	470	0	Residential Properties	682	R 703 000,00
C10800010000047100000	Tsolo	471	0	Residential Properties	805	R 590 000,00
C10800010000047200000	Tsolo	472	0	Residential Properties	805	R 755 000,00
C10800010000047300000	Tsolo	473	0	Residential Properties	850	R 423 000,00
C10800010000047400000	Tsolo	474	0	Residential Properties	1126	R 380 000,00
C10800010000047500000	Tsolo	475	0	Residential Properties	800	R 420 000,00
C10800010000047600000	Tsolo	476	0	Residential Properties	1215	R 188 000,00
C10800010000047700000	Tsolo	477	0	Business Properties	2519	R 540 000,00
C10800010000047800000	Tsolo	478	0	Vacant Land	1070	R 305 000,00
C10800010000047900000	Tsolo	479	0	Residential Properties	1133	R 297 000,00
C10800010000048000000	Tsolo	480	0	Business Properties	998	R 360 000,00

# GENERAL VALUATION ROLL




Published Date  
Objection closing date

31 January 2024  
24 May 2024

Number	Erf/Farm Area	Erf/Farm Number	Portion	Valuation Category	Extent (SQM)	Market Value
C10800010000048100000	Tsolo	481	0	Vacant Land	2126	R 213 000,00
C10800010000048300000	Tsolo	483	0	Business Properties	791	R 1 450 000,00
C10800010000048400000	Tsolo	484	0	Business Properties	716	R 1 700 000,00
C10800010000048500000	Tsolo	485	0	Business Properties	1436	R 1 150 000,00
C10800010000048900000	Tsolo	489	0	Business Properties	3601	R 1 765 000,00
C10800010000049000000	Tsolo	490	0	Residential Properties	1119	R 105 000,00
C10800010000049100000	Tsolo	491	0	Residential Properties	1289	R 445 000,00
C10800010000049200000	Tsolo	492	0	Residential Properties	1290	R 335 000,00
C10800010000049300000	Tsolo	493	0	Business Properties	1662	R 2 190 000,00
C10800010000049500000	Tsolo	495	0	Residential Properties	1340	R 395 000,00
C10800010000049600000	Tsolo	496	0	Business Properties	1341	R 395 000,00
C10800010000049700000	Tsolo	497	0	Residential Properties	1260	R 440 000,00
C10800010000049800000	Tsolo	498	0	Vacant Land	954	R 270 000,00
C10800010000049900000	Tsolo	499	0	Vacant Land	954	R 270 000,00
C10800010000050000000	Tsolo	500	0	Residential Properties	1189	R 470 000,00
C10800010000050200000	Tsolo	502	0	Business Properties	2139	R 238 000,00
C10800010000050300000	Tsolo	503	0	Business Properties	4797	R 540 000,00
C10800010000050400000	Tsolo	504	0	Residential Properties	4713	R 362 000,00
C10800010000050500000	Tsolo	505	0	Vacant Land	4676	R 470 000,00
C10800010000050600000	Tsolo	506	0	Vacant Land	4718	R 470 000,00
C10800010000050700000	Tsolo	507	0	Vacant Land	1161	R 116 000,00
C10800010000050800000	Tsolo	508	0	Vacant Land	900	R 90 000,00
C10800010000050900000	Tsolo	509	0	Vacant Land	894	R 89 500,00
C10800010000051000000	Tsolo	510	0	Vacant Land	867	R 86 500,00
C10800010000051100000	Tsolo	511	0	Vacant Land	828	R 83 000,00
C10800010000051200000	Tsolo	512	0	Public Service Infrastructure	22119	R 110 000,00
C10800010000055800000	Tsolo	558	0	Public Service Infrastructure	39838	R 199 000,00
C10800010000059100000	Tsolo	591	0	Public Service Infrastructure	66722	R 335 000,00
C10800010000063200000	Tsolo	632	0	Vacant Land	864	R 246 000,00
C10800010000063300000	Tsolo	633	0	Residential Properties	1562	R 253 000,00
C10800010000063500000	Tsolo	635	0	Business Properties	2754	R 3 850 000,00
C10800010000063600000	Tsolo	636	0	Vacant Land	1289	R 365 000,00
C10800010000063900000	Tsolo	639	0	Residential Properties	2139	R 367 000,00
C10800010000064000000	Tsolo	640	0	Business Properties	2140	R 370 000,00
C10800010000064100000	Tsolo	641	0	Vacant Land	1258	R 360 000,00
C10800010000064200000	Tsolo	642	0	Vacant Land	1258	R 360 000,00
C10800010000064300000	Tsolo	643	0	Vacant Land	880	R 250 000,00
C10800010000064400000	Tsolo	644	0	Business Properties	1058	R 490 000,00
C10800010000065000000	Tsolo	650	0	Vacant Land	5369	R 540 000,00
C10800010000065100000	Tsolo	651	0	Residential Properties	5460	R 467 000,00

# GENERAL VALUATION ROLL




Published Date  
Objection closing date

31 January 2024  
24 May 2024

Number	Erf/Farm Area	Erf/Farm Number	Portion	Valuation Category	Extent (SQM)	Market Value
C10800010000065200000	Tsolo	652	0	Vacant Land	1165	R 330 000,00
C10800010000065800000	Tsolo	658	0	Municipal Properties	322910	R 1 500 000,00
C10800010000065900000	Tsolo	659	0	RDP Housing	400	R 22 500,00
C10800010000066000000	Tsolo	660	0	RDP Housing	400	R 22 500,00
C10800010000066100000	Tsolo	661	0	RDP Housing	400	R 22 500,00
C10800010000066200000	Tsolo	662	0	RDP Housing	400	R 22 500,00
C10800010000066300000	Tsolo	663	0	RDP Housing	400	R 22 500,00
C10800010000066400000	Tsolo	664	0	Municipal Properties	400	R 48 700,00
C10800010000066500000	Tsolo	665	0	RDP Housing	400	R 22 500,00
C10800010000066600000	Tsolo	666	0	RDP Housing	400	R 22 500,00
C10800010000066700000	Tsolo	667	0	RDP Housing	400	R 22 500,00
C10800010000066800000	Tsolo	668	0	Residential Properties	400	R 73 400,00
C10800010000066900000	Tsolo	669	0	RDP Housing	400	R 22 500,00
C10800010000067000000	Tsolo	670	0	RDP Housing	400	R 65 900,00
C10800010000067100000	Tsolo	671	0	RDP Housing	494	R 56 040,00
C10800010000067200000	Tsolo	672	0	Municipal Properties	514	R 24 610,00
C10800010000067300000	Tsolo	673	0	Municipal Properties	377	R 104 475,00
C10800010000067400000	Tsolo	674	0	RDP Housing	398	R 32 765,00
C10800010000067500000	Tsolo	675	0	Residential Properties	398	R 34 065,00
C10800010000067600000	Tsolo	676	0	RDP Housing	398	R 22 465,00
C10800010000067700000	Tsolo	677	0	Residential Properties	398	R 54 265,00
C10800010000067800000	Tsolo	678	0	Residential Properties	398	R 67 365,00
C10800010000067900000	Tsolo	679	0	RDP Housing	398	R 32 765,00
C10800010000068000000	Tsolo	680	0	Residential Properties	398	R 68 365,00
C10800010000068100000	Tsolo	681	0	RDP Housing	398	R 22 465,00
C10800010000068200000	Tsolo	682	0	RDP Housing	398	R 40 465,00
C10800010000068300000	Tsolo	683	0	RDP Housing	398	R 32 265,00
C10800010000068400000	Tsolo	684	0	RDP Housing	479	R 23 960,00
C10800010000068500000	Tsolo	685	0	RDP Housing	400	R 22 500,00
C10800010000068600000	Tsolo	686	0	RDP Housing	400	R 44 800,00
C10800010000068700000	Tsolo	687	0	RDP Housing	400	R 22 500,00
C10800010000068800000	Tsolo	688	0	RDP Housing	400	R 22 500,00
C10800010000068900000	Tsolo	689	0	RDP Housing	400	R 46 500,00
C10800010000069000000	Tsolo	690	0	RDP Housing	400	R 36 200,00
C10800010000069100000	Tsolo	691	0	RDP Housing	400	R 22 500,00
C10800010000069200000	Tsolo	692	0	RDP Housing	519	R 24 700,00
C10800010000069300000	Tsolo	693	0	RDP Housing	656	R 43 500,00
C10800010000069400000	Tsolo	694	0	RDP Housing	400	R 22 500,00
C10800010000069500000	Tsolo	695	0	RDP Housing	400	R 22 500,00
C10800010000069600000	Tsolo	696	0	RDP Housing	400	R 49 500,00

# GENERAL VALUATION ROLL




Published Date  
Objection closing date

31 January 2024  
24 May 2024

Number	Erf/Farm Area	Erf/Farm Number	Portion	Valuation Category	Extent (SQM)	Market Value
C10800010000069700000	Tsolo	697	0	Municipal Properties	400	R 45 700,00
C10800010000069800000	Tsolo	698	0	RDP Housing	400	R 47 400,00
C10800010000069900000	Tsolo	699	0	RDP Housing	400	R 44 800,00
C10800010000070000000	Tsolo	700	0	RDP Housing	538	R 44 755,00
C10800010000070100000	Tsolo	701	0	RDP Housing	828	R 30 400,00
C10800010000070200000	Tsolo	702	0	RDP Housing	393	R 22 370,00
C10800010000070300000	Tsolo	703	0	RDP Housing	393	R 33 970,00
C10800010000070400000	Tsolo	704	0	RDP Housing	393	R 22 370,00
C10800010000070500000	Tsolo	705	0	RDP Housing	393	R 22 370,00
C10800010000070600000	Tsolo	706	0	RDP Housing	393	R 27 470,00
C10800010000070700000	Tsolo	707	0	Residential Properties	393	R 59 770,00
C10800010000070800000	Tsolo	708	0	RDP Housing	393	R 22 370,00
C10800010000070900000	Tsolo	709	0	RDP Housing	393	R 22 370,00
C10800010000071000000	Tsolo	710	0	RDP Housing	381	R 22 150,00
C10800010000071100000	Tsolo	711	0	RDP Housing	381	R 39 750,00
C10800010000071200000	Tsolo	712	0	Residential Properties	393	R 105 270,00
C10800010000071300000	Tsolo	713	0	Residential Properties	393	R 52 470,00
C10800010000071400000	Tsolo	714	0	RDP Housing	393	R 22 370,00
C10800010000071500000	Tsolo	715	0	RDP Housing	393	R 22 370,00
C10800010000071600000	Tsolo	716	0	RDP Housing	393	R 22 370,00
C10800010000071700000	Tsolo	717	0	RDP Housing	393	R 22 370,00
C10800010000071800000	Tsolo	718	0	Municipal Properties	659	R 27 300,00
C10800010000071900000	Tsolo	719	0	RDP Housing	506	R 51 960,00
C10800010000072000000	Tsolo	720	0	RDP Housing	443	R 23 295,00
C10800010000072100000	Tsolo	721	0	RDP Housing	393	R 34 770,00
C10800010000072200000	Tsolo	722	0	RDP Housing	393	R 22 370,00
C10800010000072300000	Tsolo	723	0	RDP Housing	393	R 22 370,00
C10800010000072400000	Tsolo	724	0	Residential Properties	393	R 54 570,00
C10800010000072500000	Tsolo	725	0	RDP Housing	393	R 22 370,00
C10800010000072600000	Tsolo	726	0	RDP Housing	393	R 22 370,00
C10800010000072700000	Tsolo	727	0	Residential Properties	381	R 74 550,00
C10800010000072800000	Tsolo	728	0	Residential Properties	381	R 82 550,00
C10800010000072900000	Tsolo	729	0	RDP Housing	393	R 22 370,00
C10800010000073000000	Tsolo	730	0	RDP Housing	393	R 41 270,00
C10800010000073100000	Tsolo	731	0	RDP Housing	393	R 22 370,00
C10800010000073200000	Tsolo	732	0	RDP Housing	393	R 31 770,00
C10800010000073300000	Tsolo	733	0	Residential Properties	393	R 78 770,00
C10800010000073400000	Tsolo	734	0	RDP Housing	383	R 22 190,00
C10800010000073500000	Tsolo	735	0	RDP Housing	393	R 22 370,00
C10800010000073600000	Tsolo	736	0	RDP Housing	393	R 22 370,00

# GENERAL VALUATION ROLL




Published Date  
Objection closing date

31 January 2024  
24 May 2024

Number	Erf/Farm Area	Erf/Farm Number	Portion	Valuation Category	Extent (SQM)	Market Value
C10800010000073700000	Tsolo	737	0	RDP Housing	610	R 26 400,00
C10800010000073800000	Tsolo	738	0	RDP Housing	936	R 32 400,00
C10800010000073900000	Tsolo	739	0	Municipal Properties	400	R 22 500,00
C10800010000074000000	Tsolo	740	0	RDP Housing	400	R 43 100,00
C10800010000074100000	Tsolo	741	0	RDP Housing	400	R 27 600,00
C10800010000074200000	Tsolo	742	0	RDP Housing	400	R 22 500,00
C10800010000074300000	Tsolo	743	0	Residential Properties	400	R 65 400,00
C10800010000074400000	Tsolo	744	0	RDP Housing	400	R 27 600,00
C10800010000074500000	Tsolo	745	0	RDP Housing	400	R 35 800,00
C10800010000074600000	Tsolo	746	0	Residential Properties	400	R 76 900,00
C10800010000074700000	Tsolo	747	0	RDP Housing	400	R 34 900,00
C10800010000074800000	Tsolo	748	0	RDP Housing	400	R 22 500,00
C10800010000074900000	Tsolo	749	0	RDP Housing	400	R 42 700,00
C10800010000075000000	Tsolo	750	0	RDP Housing	400	R 32 300,00
C10800010000075100000	Tsolo	751	0	RDP Housing	492	R 24 200,00
C10800010000075200000	Tsolo	752	0	RDP Housing	374	R 34 420,00
C10800010000075300000	Tsolo	753	0	RDP Housing	417	R 22 815,00
C10800010000075400000	Tsolo	754	0	RDP Housing	435	R 23 145,00
C10800010000075500000	Tsolo	755	0	RDP Housing	431	R 23 075,00
C10800010000075600000	Tsolo	756	0	RDP Housing	400	R 44 400,00
C10800010000075700000	Tsolo	757	0	Residential Properties	400	R 67 400,00
C10800010000075800000	Tsolo	758	0	RDP Housing	400	R 22 500,00
C10800010000075900000	Tsolo	759	0	RDP Housing	400	R 22 500,00
C10800010000076000000	Tsolo	760	0	Municipal Properties	400	R 22 500,00
C10800010000076100000	Tsolo	761	0	Municipal Properties	400	R 22 500,00
C10800010000076200000	Tsolo	762	0	RDP Housing	400	R 34 500,00
C10800010000076300000	Tsolo	763	0	Residential Properties	400	R 63 400,00
C10800010000076400000	Tsolo	764	0	Residential Properties	400	R 53 400,00
C10800010000076500000	Tsolo	765	0	Residential Properties	400	R 97 900,00
C10800010000076600000	Tsolo	766	0	Residential Properties	400	R 84 900,00
C10800010000076700000	Tsolo	767	0	Residential Properties	400	R 47 800,00
C10800010000076800000	Tsolo	768	0	RDP Housing	711	R 28 300,00
C10800010000076900000	Tsolo	769	0	RDP Housing	418	R 48 135,00
C10800010000077000000	Tsolo	770	0	RDP Housing	397	R 22 445,00
C10800010000077100000	Tsolo	771	0	RDP Housing	397	R 45 645,00
C10800010000077200000	Tsolo	772	0	RDP Housing	397	R 22 445,00
C10800010000077300000	Tsolo	773	0	RDP Housing	397	R 47 745,00
C10800010000077400000	Tsolo	774	0	RDP Housing	418	R 22 835,00
C10800010000077500000	Tsolo	775	0	RDP Housing	430	R 23 055,00
C10800010000077600000	Tsolo	776	0	Residential Properties	418	R 60 735,00



# GENERAL VALUATION ROLL




Published Date  
Objection closing date

31 January 2024  
24 May 2024

Number	Erf/Farm Area	Erf/Farm Number	Portion	Valuation Category	Extent (SQM)	Market Value
C10800010000077700000	Tsolo	777	0	Municipal Properties	397	R 22 445,00
C10800010000077800000	Tsolo	778	0	Residential Properties	397	R 65 845,00
C10800010000077900000	Tsolo	779	0	RDP Housing	397	R 22 445,00
C10800010000078000000	Tsolo	780	0	RDP Housing	397	R 22 445,00
C10800010000078100000	Tsolo	781	0	RDP Housing	418	R 22 835,00
C10800010000078200000	Tsolo	782	0	Residential Properties	430	R 56 555,00
C10800010000078300000	Tsolo	783	0	RDP Housing	418	R 22 835,00
C10800010000078400000	Tsolo	784	0	RDP Housing	397	R 22 445,00
C10800010000078500000	Tsolo	785	0	Municipal Properties	397	R 38 745,00
C10800010000078600000	Tsolo	786	0	Municipal Properties	397	R 22 445,00
C10800010000078700000	Tsolo	787	0	Municipal Properties	397	R 31 045,00
C10800010000078800000	Tsolo	788	0	RDP Housing	418	R 22 835,00
C10800010000078900000	Tsolo	789	0	RDP Housing	430	R 47 555,00
C10800010000079000000	Tsolo	790	0	RDP Housing	418	R 22 835,00
C10800010000079100000	Tsolo	791	0	RDP Housing	397	R 22 445,00
C10800010000079200000	Tsolo	792	0	Residential Properties	397	R 91 345,00
C10800010000079300000	Tsolo	793	0	RDP Housing	397	R 22 445,00
C10800010000079400000	Tsolo	794	0	RDP Housing	397	R 45 145,00
C10800010000079500000	Tsolo	795	0	Residential Properties	418	R 71 235,00
C10800010000079600000	Tsolo	796	0	Municipal Properties	430	R 23 055,00
C10800010000079700000	Tsolo	797	0	RDP Housing	386	R 49 240,00
C10800010000079800000	Tsolo	798	0	RDP Housing	398	R 27 965,00
C10800010000079900000	Tsolo	799	0	RDP Housing	441	R 42 160,00
C10800010000080000000	Tsolo	800	0	Municipal Properties	548	R 31 200,00
C10800010000080100000	Tsolo	801	0	RDP Housing	456	R 46 735,00
C10800010000080200000	Tsolo	802	0	Residential Properties	458	R 98 975,00
C10800010000080300000	Tsolo	803	0	RDP Housing	652	R 32 700,00
C10800010000080400000	Tsolo	804	0	Residential Properties	434	R 93 030,00
C10800010000080500000	Tsolo	805	0	Municipal Properties	400	R 49 500,00
C10800010000080600000	Tsolo	806	0	RDP Housing	400	R 22 500,00
C10800010000080700000	Tsolo	807	0	RDP Housing	400	R 44 400,00
C10800010000080800000	Tsolo	808	0	RDP Housing	400	R 22 500,00
C10800010000080900000	Tsolo	809	0	RDP Housing	400	R 22 500,00
C10800010000081000000	Tsolo	810	0	Residential Properties	688	R 91 200,00
C10800010000081100000	Tsolo	811	0	Residential Properties	420	R 67 270,00
C10800010000081200000	Tsolo	812	0	RDP Housing	400	R 33 600,00
C10800010000081300000	Tsolo	813	0	RDP Housing	400	R 79 400,00
C10800010000081400000	Tsolo	814	0	Residential Properties	400	R 87 900,00
C10800010000081500000	Tsolo	815	0	RDP Housing	400	R 22 500,00
C10800010000081600000	Tsolo	816	0	Municipal Properties	1097	R 110 000,00

# GENERAL VALUATION ROLL




Published Date  
Objection closing date

31 January 2024  
24 May 2024

Number	Erf/Farm Area	Erf/Farm Number	Portion	Valuation Category	Extent (SQM)	Market Value
C10800010000081700000	Tsolo	817	0	RDP Housing	630	R 26 800,00
C10800010000081800000	Tsolo	818	0	RDP Housing	519	R 24 700,00
C10800010000081900000	Tsolo	819	0	RDP Housing	456	R 49 335,00
C10800010000082000000	Tsolo	820	0	Municipal Properties	487	R 24 110,00
C10800010000082100000	Tsolo	821	0	Residential Properties	418	R 56 735,00
C10800010000082200000	Tsolo	822	0	RDP Housing	440	R 67 640,00
C10800010000082300000	Tsolo	823	0	RDP Housing	400	R 22 500,00
C10800010000082400000	Tsolo	824	0	Municipal Properties	400	R 22 500,00
C10800010000082500000	Tsolo	825	0	Municipal Properties	400	R 22 500,00
C10800010000082600000	Tsolo	826	0	RDP Housing	413	R 86 640,00
C10800010000082700000	Tsolo	827	0	RDP Housing	413	R 28 000,00
C10800010000082800000	Tsolo	828	0	RDP Housing	400	R 22 500,00
C10800010000082900000	Tsolo	829	0	RDP Housing	400	R 22 500,00
C10800010000083000000	Tsolo	830	0	RDP Housing	605	R 26 300,00
C10800010000083100000	Tsolo	831	0	RDP Housing	617	R 26 500,00
C10800010000083200000	Tsolo	832	0	Municipal Properties	469	R 131 675,00
C10800010000083300000	Tsolo	833	0	RDP Housing	500	R 24 350,00
C10800010000083400000	Tsolo	834	0	Municipal Properties	504	R 39 025,00
C10800010000083500000	Tsolo	835	0	Municipal Properties	697	R 28 000,00
C10800010000083600000	Tsolo	836	0	RDP Housing	400	R 41 400,00
C10800010000083700000	Tsolo	837	0	RDP Housing	400	R 22 500,00
C10800010000083800000	Tsolo	838	0	Vacant Land	400	R 114 000,00
C10800010000083900000	Tsolo	839	0	RDP Housing	400	R 22 500,00
C10800010000084000000	Tsolo	840	0	RDP Housing	400	R 67 400,00
C10800010000084100000	Tsolo	841	0	RDP Housing	400	R 22 500,00
C10800010000084200000	Tsolo	842	0	RDP Housing	501	R 24 370,00
C10800010000084300000	Tsolo	843	0	Residential Properties	561	R 107 400,00
C10800010000084400000	Tsolo	844	0	RDP Housing	400	R 22 500,00
C10800010000084500000	Tsolo	845	0	Residential Properties	400	R 85 900,00
C10800010000084600000	Tsolo	846	0	Residential Properties	400	R 127 400,00
C10800010000084700000	Tsolo	847	0	RDP Housing	400	R 22 500,00
C10800010000084800000	Tsolo	848	0	RDP Housing	400	R 55 600,00
C10800010000084900000	Tsolo	849	0	RDP Housing	400	R 22 500,00
C10800010000085000000	Tsolo	850	0	Residential Properties	400	R 60 400,00
C10800010000085100000	Tsolo	851	0	RDP Housing	400	R 22 500,00
C10800010000085200000	Tsolo	852	0	Residential Properties	400	R 110 400,00
C10800010000085300000	Tsolo	853	0	Municipal Properties	400	R 22 500,00
C10800010000085400000	Tsolo	854	0	RDP Housing	400	R 38 400,00
C10800010000085500000	Tsolo	855	0	RDP Housing	400	R 22 500,00
C10800010000085600000	Tsolo	856	0	Residential Properties	438	R 107 605,00

# GENERAL VALUATION ROLL




Published Date  
Objection closing date

31 January 2024  
24 May 2024

Number	Erf/Farm Area	Erf/Farm Number	Portion	Valuation Category	Extent (SQM)	Market Value
C10800010000085700000	Tsolo	857	0	Municipal Properties	458 R	42 875,00
C10800010000085800000	Tsolo	858	0	RDP Housing	400 R	22 500,00
C10800010000085900000	Tsolo	859	0	RDP Housing	400 R	22 500,00
C10800010000086000000	Tsolo	860	0	Municipal Properties	400 R	22 500,00
C10800010000086100000	Tsolo	861	0	RDP Housing	400 R	22 500,00
C10800010000086200000	Tsolo	862	0	Residential Properties	422 R	84 805,00
C10800010000086300000	Tsolo	863	0	Municipal Properties	531 R	79 825,00
C10800010000086400000	Tsolo	864	0	Municipal Properties	400 R	22 500,00
C10800010000086500000	Tsolo	865	0	Municipal Properties	400 R	22 500,00
C10800010000086600000	Tsolo	866	0	Municipal Properties	400 R	22 500,00
C10800010000086700000	Tsolo	867	0	Municipal Properties	433 R	23 110,00
C10800010000086800000	Tsolo	868	0	Municipal Properties	487 R	24 110,00
C10800010000086900000	Tsolo	869	0	RDP Housing	430 R	23 055,00
C10800010000087000000	Tsolo	870	0	RDP Housing	526 R	24 830,00
C10800010000087100000	Tsolo	871	0	Municipal Properties	450 R	23 425,00
C10800010000087200000	Tsolo	872	0	Municipal Properties	553 R	25 300,00
C10800010000087300000	Tsolo	873	0	RDP Housing	626 R	26 700,00
C10800010000087400000	Tsolo	874	0	Municipal Properties	407 R	36 730,00
C10800010000087500000	Tsolo	875	0	Municipal Properties	448 R	23 390,00
C10800010000087600000	Tsolo	876	0	Municipal Properties	424 R	22 945,00
C10800010000087700000	Tsolo	877	0	Municipal Properties	475 R	23 885,00
C10800010000087800000	Tsolo	878	0	Municipal Properties	400 R	22 500,00
C10800010000087900000	Tsolo	879	0	RDP Housing	400 R	22 500,00
C10800010000088000000	Tsolo	880	0	Municipal Properties	400 R	98 900,00
C10800010000088100000	Tsolo	881	0	RDP Housing	446 R	40 950,00
C10800010000088200000	Tsolo	882	0	Municipal Properties	717 R	55 900,00
C10800010000088300000	Tsolo	883	0	Residential Properties	437 R	81 585,00
C10800010000088400000	Tsolo	884	0	Municipal Properties	388 R	22 280,00
C10800010000088500000	Tsolo	885	0	Municipal Properties	400 R	108 400,00
C10800010000088600000	Tsolo	886	0	RDP Housing	400 R	38 800,00
C10800010000088700000	Tsolo	887	0	RDP Housing	400 R	42 200,00
C10800010000088800000	Tsolo	888	0	Municipal Properties	400 R	22 500,00
C10800010000088900000	Tsolo	889	0	RDP Housing	400 R	22 500,00
C10800010000089000000	Tsolo	890	0	RDP Housing	400 R	37 100,00
C10800010000089100000	Tsolo	891	0	RDP Housing	400 R	22 500,00
C10800010000089200000	Tsolo	892	0	RDP Housing	400 R	22 500,00
C10800010000089300000	Tsolo	893	0	RDP Housing	389 R	44 195,00
C10800010000089400000	Tsolo	894	0	RDP Housing	389 R	27 395,00
C10800010000089500000	Tsolo	895	0	RDP Housing	400 R	50 000,00
C10800010000089600000	Tsolo	896	0	Municipal Properties	400 R	22 500,00

# GENERAL VALUATION ROLL




Published Date  
Objection closing date

31 January 2024  
24 May 2024

Number	Erf/Farm Area	Erf/Farm Number	Portion	Valuation Category	Extent (SQM)	Market Value
C10800010000089700000	Tsolo	897	0	Municipal Properties	400	R 22 500,00
C10800010000089800000	Tsolo	898	0	RDP Housing	400	R 39 700,00
C10800010000089900000	Tsolo	899	0	Municipal Properties	400	R 44 800,00
C10800010000090000000	Tsolo	900	0	RDP Housing	400	R 22 500,00
C10800010000090100000	Tsolo	901	0	RDP Housing	400	R 22 500,00
C10800010000090200000	Tsolo	902	0	RDP Housing	400	R 22 500,00
C10800010000090300000	Tsolo	903	0	RDP Housing	400	R 22 500,00
C10800010000090400000	Tsolo	904	0	RDP Housing	400	R 22 500,00
C10800010000090500000	Tsolo	905	0	Residential Properties	545	R 64 100,00
C10800010000090600000	Tsolo	906	0	Municipal Properties	341	R 21 410,00
C10800010000090700000	Tsolo	907	0	RDP Housing	359	R 29 440,00
C10800010000090800000	Tsolo	908	0	Municipal Properties	400	R 62 400,00
C10800010000090900000	Tsolo	909	0	RDP Housing	400	R 22 500,00
C10800010000091000000	Tsolo	910	0	RDP Housing	400	R 22 500,00
C10800010000091100000	Tsolo	911	0	RDP Housing	400	R 22 500,00
C10800010000091200000	Tsolo	912	0	RDP Housing	413	R 65 640,00
C10800010000091300000	Tsolo	913	0	Municipal Properties	394	R 59 790,00
C10800010000091400000	Tsolo	914	0	Municipal Properties	413	R 22 740,00
C10800010000091500000	Tsolo	915	0	Municipal Properties	400	R 94 400,00
C10800010000091600000	Tsolo	916	0	Municipal Properties	400	R 62 900,00
C10800010000091700000	Tsolo	917	0	Municipal Properties	400	R 22 500,00
C10800010000091800000	Tsolo	918	0	Municipal Properties	400	R 52 100,00
C10800010000091900000	Tsolo	919	0	Municipal Properties	400	R 28 500,00
C10800010000092000000	Tsolo	920	0	Municipal Properties	400	R 124 400,00
C10800010000092100000	Tsolo	921	0	Municipal Properties	400	R 28 500,00
C10800010000092200000	Tsolo	922	0	Municipal Properties	400	R 28 500,00
C10800010000092300000	Tsolo	923	0	Municipal Properties	400	R 28 500,00
C10800010000092400000	Tsolo	924	0	Municipal Properties	400	R 75 400,00
C10800010000092500000	Tsolo	925	0	Municipal Properties	400	R 50 400,00
C10800010000092600000	Tsolo	926	0	Municipal Properties	400	R 28 500,00
C10800010000092700000	Tsolo	927	0	Municipal Properties	400	R 28 500,00
C10800010000092800000	Tsolo	928	0	Municipal Properties	538	R 58 555,00
C10800010000092900000	Tsolo	929	0	RDP Housing	800	R 29 900,00
C10800010000093000000	Tsolo	930	0	Municipal Properties	400	R 22 500,00
C10800010000093100000	Tsolo	931	0	RDP Housing	400	R 22 500,00
C10800010000093200000	Tsolo	932	0	RDP Housing	400	R 22 500,00
C10800010000093300000	Tsolo	933	0	RDP Housing	400	R 49 100,00
C10800010000093400000	Tsolo	934	0	Residential Properties	412	R 95 120,00
C10800010000093500000	Tsolo	935	0	RDP Housing	413	R 56 240,00
C10800010000093600000	Tsolo	936	0	RDP Housing	400	R 22 500,00

# GENERAL VALUATION ROLL




Published Date  
Objection closing date

31 January 2024  
24 May 2024

Number	Erf/Farm Area	Erf/Farm Number	Portion	Valuation Category	Extent (SQM)	Market Value
C10800010000093700000	Tsolo	937	0	RDP Housing	400	R 22 500,00
C10800010000093800000	Tsolo	938	0	RDP Housing	400	R 22 500,00
C10800010000093900000	Tsolo	939	0	Municipal Properties	400	R 30 200,00
C10800010000094000000	Tsolo	940	0	RDP Housing	387	R 22 260,00
C10800010000094100000	Tsolo	941	0	RDP Housing	466	R 23 720,00
C10800010000094200000	Tsolo	942	0	RDP Housing	558	R 26 600,00
C10800010000094300000	Tsolo	943	0	Vacant Land	374	R 107 000,00
C10800010000094400000	Tsolo	944	0	RDP Housing	386	R 22 240,00
C10800010000094500000	Tsolo	945	0	RDP Housing	302	R 20 685,00
C10800010000094600000	Tsolo	946	0	RDP Housing	400	R 22 500,00
C10800010000094700000	Tsolo	947	0	RDP Housing	400	R 22 500,00
C10800010000094800000	Tsolo	948	0	Municipal Properties	400	R 22 500,00
C10800010000094900000	Tsolo	949	0	RDP Housing	400	R 22 500,00
C10800010000095000000	Tsolo	950	0	RDP Housing	469	R 34 475,00
C10800010000095100000	Tsolo	951	0	RDP Housing	315	R 20 925,00
C10800010000095200000	Tsolo	952	0	Municipal Properties	310	R 28 535,00
C10800010000095300000	Tsolo	953	0	RDP Housing	490	R 24 165,00
C10800010000095400000	Tsolo	954	0	RDP Housing	400	R 71 900,00
C10800010000095500000	Tsolo	955	0	RDP Housing	400	R 22 500,00
C10800010000095600000	Tsolo	956	0	RDP Housing	400	R 42 200,00
C10800010000095700000	Tsolo	957	0	Residential Properties	473	R 97 750,00
C10800010000095800000	Tsolo	958	0	Residential Properties	400	R 75 400,00
C10800010000095900000	Tsolo	959	0	RDP Housing	400	R 37 100,00
C10800010000096000000	Tsolo	960	0	RDP Housing	400	R 22 500,00
C10800010000096100000	Tsolo	961	0	RDP Housing	400	R 22 500,00
C10800010000096200000	Tsolo	962	0	Municipal Properties	400	R 53 400,00
C10800010000096300000	Tsolo	963	0	Residential Properties	400	R 70 400,00
C10800010000096400000	Tsolo	964	0	Municipal Properties	400	R 64 900,00
C10800010000096500000	Tsolo	965	0	RDP Housing	400	R 34 500,00
C10800010000096600000	Tsolo	966	0	RDP Housing	400	R 22 500,00
C10800010000096700000	Tsolo	967	0	RDP Housing	313	R 33 290,00
C10800010000096800000	Tsolo	968	0	RDP Housing	539	R 60 970,00
C10800010000096900000	Tsolo	969	0	RDP Housing	400	R 22 500,00
C10800010000097000000	Tsolo	970	0	RDP Housing	400	R 22 500,00
C10800010000097100000	Tsolo	971	0	RDP Housing	400	R 22 500,00
C10800010000097200000	Tsolo	972	0	Residential Properties	400	R 55 600,00
C10800010000097300000	Tsolo	973	0	Residential Properties	400	R 56 900,00
C10800010000097400000	Tsolo	974	0	Municipal Properties	400	R 22 500,00
C10800010000097500000	Tsolo	975	0	RDP Housing	400	R 22 500,00
C10800010000097600000	Tsolo	976	0	Residential Properties	400	R 79 400,00

# GENERAL VALUATION ROLL




Published Date  
Objection closing date

31 January 2024  
24 May 2024

Number	Erf/Farm Area	Erf/Farm Number	Portion	Valuation Category	Extent (SQM)	Market Value
C10800010000097700000	Tsolo	977	0	RDP Housing	400	R 22 500,00
C10800010000097800000	Tsolo	978	0	RDP Housing	247	R 54 500,00
C10800010000097900000	Tsolo	979	0	Municipal Properties	435	R 23 145,00
C10800010000098000000	Tsolo	980	0	RDP Housing	447	R 23 370,00
C10800010000098100000	Tsolo	981	0	RDP Housing	435	R 61 545,00
C10800010000098200000	Tsolo	982	0	Municipal Properties	400	R 63 400,00
C10800010000098300000	Tsolo	983	0	Municipal Properties	400	R 109 400,00
C10800010000098400000	Tsolo	984	0	Municipal Properties	400	R 22 500,00
C10800010000098500000	Tsolo	985	0	Municipal Properties	400	R 47 800,00
C10800010000098600000	Tsolo	986	0	Municipal Properties	400	R 50 000,00
C10800010000098700000	Tsolo	987	0	Municipal Properties	400	R 56 000,00
C10800010000098800000	Tsolo	988	0	Municipal Properties	400	R 37 900,00
C10800010000098900000	Tsolo	989	0	Municipal Properties	435	R 28 245,00
C10800010000099000000	Tsolo	990	0	Municipal Properties	447	R 23 370,00
C10800010000099100000	Tsolo	991	0	Municipal Properties	435	R 23 145,00
C10800010000099200000	Tsolo	992	0	Municipal Properties	400	R 22 500,00
C10800010000099300000	Tsolo	993	0	Municipal Properties	400	R 22 500,00
C10800010000099400000	Tsolo	994	0	Municipal Properties	400	R 22 500,00
C10800010000099500000	Tsolo	995	0	Municipal Properties	400	R 94 900,00
C10800010000099600000	Tsolo	996	0	Municipal Properties	400	R 22 500,00
C10800010000099700000	Tsolo	997	0	RDP Housing	400	R 22 500,00
C10800010000099800000	Tsolo	998	0	Municipal Properties	400	R 62 400,00
C10800010000099900000	Tsolo	999	0	Residential Properties	413	R 77 640,00
C10800010000100000000	Tsolo	1000	0	Residential Properties	400	R 76 400,00
C10800010000100100000	Tsolo	1001	0	RDP Housing	400	R 22 500,00
C10800010000100200000	Tsolo	1002	0	Residential Properties	400	R 70 900,00
C10800010000100300000	Tsolo	1003	0	Municipal Properties	400	R 22 500,00
C10800010000100400000	Tsolo	1004	0	RDP Housing	400	R 26 300,00
C10800010000100500000	Tsolo	1005	0	Municipal Properties	400	R 63 900,00
C10800010000100600000	Tsolo	1006	0	Residential Properties	400	R 54 300,00
C10800010000100700000	Tsolo	1007	0	Residential Properties	400	R 57 900,00
C10800010000100800000	Tsolo	1008	0	RDP Housing	412	R 22 720,00
C10800010000100900000	Tsolo	1009	0	RDP Housing	413	R 55 840,00
C10800010000101000000	Tsolo	1010	0	RDP Housing	400	R 22 500,00
C10800010000101100000	Tsolo	1011	0	RDP Housing	400	R 27 600,00
C10800010000101200000	Tsolo	1012	0	RDP Housing	400	R 22 500,00
C10800010000101300000	Tsolo	1013	0	Residential Properties	400	R 58 900,00
C10800010000101400000	Tsolo	1014	0	RDP Housing	400	R 22 500,00
C10800010000101500000	Tsolo	1015	0	RDP Housing	400	R 39 200,00
C10800010000101600000	Tsolo	1016	0	RDP Housing	400	R 49 100,00

# GENERAL VALUATION ROLL




Published Date  
Objection closing date

31 January 2024  
24 May 2024

Number	Erf/Farm Area	Erf/Farm Number	Portion	Valuation Category	Extent (SQM)	Market Value
C10800010000101700000	Tsolo	1017	0	RDP Housing	400	R 53 000,00
C10800010000101800000	Tsolo	1018	0	RDP Housing	412	R 22 720,00
C10800010000101900000	Tsolo	1019	0	Municipal Properties	1550	R 20 200,00
C10800010000102000000	Tsolo	1020	0	RDP Housing	400	R 22 500,00
C10800010000102100000	Tsolo	1021	0	RDP Housing	400	R 44 400,00
C10800010000102200000	Tsolo	1022	0	Residential Properties	400	R 87 900,00
C10800010000102300000	Tsolo	1023	0	RDP Housing	387	R 45 860,00
C10800010000102400000	Tsolo	1024	0	Municipal Properties	2160	R 28 100,00
C10800010000102500000	Tsolo	1025	0	RDP Housing	461	R 53 730,00
C10800010000102600000	Tsolo	1026	0	RDP Housing	500	R 24 350,00
C10800010000102700000	Tsolo	1027	0	RDP Housing	613	R 76 800,00
C10800010000102800000	Tsolo	1028	0	Municipal Properties	506	R 24 460,00
C10800010000102900000	Tsolo	1029	0	RDP Housing	506	R 32 160,00
C10800010000103000000	Tsolo	1030	0	RDP Housing	612	R 26 400,00
C10800010000103100000	Tsolo	1031	0	RDP Housing	400	R 22 500,00
C10800010000103200000	Tsolo	1032	0	RDP Housing	400	R 22 500,00
C10800010000103300000	Tsolo	1033	0	RDP Housing	650	R 27 100,00
C10800010000103400000	Tsolo	1034	0	Municipal Properties	1675	R 168 000,00
C10800010000103500000	Tsolo	1035	0	Municipal Properties	356	R 80 585,00
C10800010000103600000	Tsolo	1036	0	RDP Housing	450	R 23 425,00
C10800010000103700000	Tsolo	1037	0	RDP Housing	400	R 22 500,00
C10800010000103800000	Tsolo	1038	0	RDP Housing	400	R 22 500,00
C10800010000103900000	Tsolo	1039	0	RDP Housing	400	R 22 500,00
C10800010000104000000	Tsolo	1040	0	RDP Housing	400	R 49 500,00
C10800010000104100000	Tsolo	1041	0	RDP Housing	400	R 22 500,00
C10800010000104200000	Tsolo	1042	0	RDP Housing	400	R 22 500,00
C10800010000104300000	Tsolo	1043	0	Municipal Properties	400	R 127 400,00
C10800010000104400000	Tsolo	1044	0	RDP Housing	400	R 35 400,00
C10800010000104500000	Tsolo	1045	0	RDP Housing	495	R 59 655,00
C10800010000104600000	Tsolo	1046	0	Municipal Properties	644	R 39 400,00
C10800010000104700000	Tsolo	1047	0	RDP Housing	400	R 22 500,00
C10800010000104800000	Tsolo	1048	0	RDP Housing	400	R 22 500,00
C10800010000104900000	Tsolo	1049	0	RDP Housing	612	R 26 400,00
C10800010000105000000	Tsolo	1050	0	RDP Housing	525	R 24 810,00
C10800010000105100000	Tsolo	1051	0	RDP Housing	400	R 78 400,00
C10800010000105200000	Tsolo	1052	0	RDP Housing	400	R 22 500,00
C10800010000105300000	Tsolo	1053	0	RDP Housing	400	R 22 500,00
C10800010000105400000	Tsolo	1054	0	RDP Housing	400	R 22 500,00
C10800010000105500000	Tsolo	1055	0	Residential Properties	400	R 147 000,00
C10800010000105600000	Tsolo	1056	0	RDP Housing	550	R 39 900,00

# GENERAL VALUATION ROLL




Published Date  
Objection closing date

31 January 2024  
24 May 2024

Number	Erf/Farm Area	Erf/Farm Number	Portion	Valuation Category	Extent (SQM)	Market Value
C10800010000105700000	Tsolo	1057	0	RDP Housing	512	R 48 570,00
C10800010000105800000	Tsolo	1058	0	RDP Housing	400	R 22 500,00
C10800010000105900000	Tsolo	1059	0	Residential Properties	500	R 183 000,00
C10800010000106000000	Tsolo	1060	0	Residential Properties	400	R 118 500,00
C10800010000106100000	Tsolo	1061	0	RDP Housing	400	R 22 500,00
C10800010000106200000	Tsolo	1062	0	Residential Properties	400	R 166 000,00
C10800010000106300000	Tsolo	1063	0	RDP Housing	400	R 22 500,00
C10800010000106400000	Tsolo	1064	0	RDP Housing	400	R 22 500,00
C10800010000106500000	Tsolo	1065	0	RDP Housing	400	R 20 000,00
C10800010000106600000	Tsolo	1066	0	Residential Properties	400	R 320 000,00
C10800010000106700000	Tsolo	1067	0	Residential Properties	400	R 296 000,00
C10800010000106800000	Tsolo	1068	0	Municipal Properties	400	R 79 900,00
C10800010000106900000	Tsolo	1069	0	RDP Housing	400	R 34 100,00
C10800010000107000000	Tsolo	1070	0	Residential Properties	400	R 305 000,00
C10800010000107100000	Tsolo	1071	0	RDP Housing	400	R 40 100,00
C10800010000107200000	Tsolo	1072	0	RDP Housing	500	R 24 350,00
C10800010000107300000	Tsolo	1073	0	RDP Housing	400	R 22 500,00
C10800010000107400000	Tsolo	1074	0	RDP Housing	400	R 39 200,00
C10800010000107500000	Tsolo	1075	0	Residential Properties	400	R 166 000,00
C10800010000107600000	Tsolo	1076	0	RDP Housing	562	R 25 500,00
C10800010000107700000	Tsolo	1077	0	RDP Housing	463	R 23 665,00
C10800010000107800000	Tsolo	1078	0	Residential Properties	463	R 320 000,00
C10800010000107900000	Tsolo	1079	0	Residential Properties	400	R 214 000,00
C10800010000108000000	Tsolo	1080	0	RDP Housing	400	R 22 500,00
C10800010000108100000	Tsolo	1081	0	RDP Housing	400	R 42 200,00
C10800010000108200000	Tsolo	1082	0	Residential Properties	400	R 273 000,00
C10800010000108300000	Tsolo	1083	0	RDP Housing	400	R 30 600,00
C10800010000108400000	Tsolo	1084	0	RDP Housing	419	R 22 850,00
C10800010000108500000	Tsolo	1085	0	RDP Housing	419	R 40 850,00
C10800010000108600000	Tsolo	1086	0	RDP Housing	491	R 24 185,00
C10800010000108700000	Tsolo	1087	0	RDP Housing	482	R 30 415,00
C10800010000108800000	Tsolo	1088	0	RDP Housing	655	R 27 200,00
C10800010000108900000	Tsolo	1089	0	Residential Properties	595	R 196 000,00
C10800010000109000000	Tsolo	1090	0	Residential Properties	400	R 133 000,00
C10800010000109100000	Tsolo	1091	0	RDP Housing	400	R 22 500,00
C10800010000109200000	Tsolo	1092	0	RDP Housing	682	R 27 700,00
C10800010000109300000	Tsolo	1093	0	Residential Properties	494	R 240 000,00
C10800010000109400000	Tsolo	1094	0	Municipal Properties	450	R 117 325,00
C10800010000109500000	Tsolo	1095	0	RDP Housing	450	R 23 425,00
C10800010000109600000	Tsolo	1096	0	RDP Housing	494	R 24 240,00



# GENERAL VALUATION ROLL




Published Date  
Objection closing date

31 January 2024  
24 May 2024

Number	Erf/Farm Area	Erf/Farm Number	Portion	Valuation Category	Extent (SQM)	Market Value
C10800010000109700000	Tsolo	1097	0	Municipal Properties	400	R 22 500,00
C10800010000109800000	Tsolo	1098	0	Residential Properties	348	R 169 000,00
C10800010000109900000	Tsolo	1099	0	RDP Housing	368	R 21 910,00
C10800010000110000000	Tsolo	1100	0	RDP Housing	368	R 21 910,00
C10800010000110100000	Tsolo	1101	0	RDP Housing	518	R 24 685,00
C10800010000110200000	Tsolo	1102	0	Residential Properties	528	R 283 000,00
C10800010000110300000	Tsolo	1103	0	Municipal Properties	7347	R 95 500,00
C10800010000110400000	Tsolo	1104	0	Municipal Properties	3829	R 49 800,00
C10800010000110500000	Tsolo	1105	0	Municipal Properties	55008	R 250 000,00
C10800010000111500000	Tsolo	1115	0	Residential Properties	3480	R 420 000,00
C10800010000111800000	Tsolo	1118	0	Business Properties	1983	R 726 000,00
C10800010000112000000	Tsolo	1120	0	Business Properties	2141	R 410 000,00
C10800010000112100000	Tsolo	1121	0	Residential Properties	701	R 174 000,00
C10800010000112200000	Tsolo	1122	0	Residential Properties	727	R 296 000,00
C10800010000112300000	Tsolo	1123	0	Residential Properties	727	R 225 000,00
C10800010000112400000	Tsolo	1124	0	Residential Properties	700	R 189 000,00
C10800010000112500000	Tsolo	1125	0	Residential Properties	700	R 305 000,00
C10800010000112600000	Tsolo	1126	0	Business Properties	1083	R 250 000,00
C10800010000112700000	Tsolo	1127	0	Vacant Land	940	R 270 000,00
C10800010000112800000	Tsolo	1128	0	Vacant Land	924	R 265 000,00
C10800010000112900000	Tsolo	1129	0	Business Properties	1067	R 285 000,00
C10800010000113000000	Tsolo	1130	0	Vacant Land	600	R 171 000,00
C10800010000113100000	Tsolo	1131	0	Vacant Land	694	R 198 000,00
C10800010000113200000	Tsolo	1132	0	Business Properties	800	R 152 000,00
C10800010000113300000	Tsolo	1133	0	Business Properties	922	R 150 000,00
C10800010000113400000	Tsolo	1134	0	Business Properties	717	R 163 000,00
C10800010000113500000	Tsolo	1135	0	Business Properties	600	R 150 000,00
C10800010000113600000	Tsolo	1136	0	Business Properties	816	R 150 000,00
C10800010000113700000	Tsolo	1137	0	Vacant Land	711	R 203 000,00
C10800010000113800000	Tsolo	1138	0	Vacant Land	730	R 208 000,00
C10800010000113900000	Tsolo	1139	0	Business Properties	737	R 196 000,00
C10800010000114000000	Tsolo	1140	0	Vacant Land	750	R 214 000,00
C10800010000114100000	Tsolo	1141	0	Business Properties	749	R 850 000,00
C10800010000114200000	Tsolo	1142	0	Business Properties	749	R 265 000,00
C10800010000114300000	Tsolo	1143	0	Business Properties	750	R 245 000,00
C10800010000114400000	Tsolo	1144	0	Business Properties	729	R 560 000,00
C10800010000114500000	Tsolo	1145	0	Residential Properties	630	R 285 000,00
C10800010000114600000	Tsolo	1146	0	Vacant Land	2135	R 214 000,00
C10800010000114700000	Tsolo	1147	0	Residential Properties	2142	R 767 000,00
C10800010000115800000	Tsolo	1158	0	Vacant Land	560	R 160 000,00

# GENERAL VALUATION ROLL




Published Date  
Objection closing date

31 January 2024  
24 May 2024

Number	Erf/Farm Area	Erf/Farm Number	Portion	Valuation Category	Extent (SQM)	Market Value
C1080001000011590000	Tsolo	1159	0	Residential Properties	560	R 375 000,00
C1080001000011600000	Tsolo	1160	0	Residential Properties	560	R 205 000,00
C1080001000011610000	Tsolo	1161	0	Residential Properties	560	R 370 000,00
C1080001000011620000	Tsolo	1162	0	Vacant Land	696	R 198 000,00
C1080001000011680000	Tsolo	1168	0	Residential Properties	714	R 260 000,00
C1080001000011690000	Tsolo	1169	0	Vacant Land	714	R 203 000,00
C1080001000011700000	Tsolo	1170	0	Residential Properties	714	R 255 000,00
C1080001000011710000	Tsolo	1171	0	Residential Properties	714	R 350 000,00
C1080001000012040000	Tsolo	1204	0	Business Properties	1449	R 3 400 000,00
C1080001000012050000	Tsolo	1205	0	Residential Properties	1071	R 157 000,00
C1080001000012060000	Tsolo	1206	0	Vacant Land	1071	R 305 000,00
C1080001000012070000	Tsolo	1207	0	Residential Properties	882	R 345 000,00
C1080001000012080000	Tsolo	1208	0	Residential Properties	882	R 168 000,00
C1080001000012090000	Tsolo	1209	0	Residential Properties	2294	R 582 500,00
C1080001000019360000	Tsolo	1936	0	Residential Properties	1184	R 315 000,00
C1080001000019370000	Tsolo	1937	0	Residential Properties	957	R 249 000,00
C1080001000019380000	Tsolo	1938	0	Vacant Land	1071	R 305 000,00
C1080001000028530000	Tsolo	2853	0	Vacant Land	1392	R 395 000,00
C1080001000028540000	Tsolo	2854	0	Residential Properties	1422	R 591 000,00
C1080001000028550000	Tsolo	2855	0	Vacant Land	1139	R 325 000,00
C1080001000028570000	Tsolo	2857	0	Vacant Land	505	R 144 000,00
C1080001000028580000	Tsolo	2858	0	Vacant Land	505	R 144 000,00
C1080001000028590000	Tsolo	2859	0	Residential Properties	510	R 247 000,00
C1080001000028640000	Tsolo	2864	0	Residential Properties	1724	R 417 000,00
C1080001000028670000	Tsolo	2867	0	Residential Properties	2143	R 597 000,00
C1080001000028680000	Tsolo	2868	0	Business Properties	2138	R 470 000,00
C1080001000029930000	Tsolo	2993	0	Business Properties	642	R 415 000,00
C1080001000029940000	Tsolo	2994	0	Residential Properties	854	R 525 000,00
C1080001000029950000	Tsolo	2995	0	Residential Properties	885	R 283 000,00
C1080001000031360000	Tsolo	3136	0	Vacant Land	1339	R 555 000,00
C1080001000031450000	Tsolo	3145	0	Municipal Properties	46490000	R 1,00
C1080001000031510000	Tsolo	3151	0	Municipal Properties	66712	R 1,00
C1080001000032720000	Tsolo	3272	0	Vacant Land	714	R 145 000,00
C1080001000032730000	Tsolo	3273	0	Residential Properties	714	R 850 000,00
C1080001000032740000	Tsolo	3274	0	Vacant Land	711	R 71 000,00
C1080001000032750000	Tsolo	3275	0	Residential Properties	4014	R 395 000,00
C1080001000032830000	Tsolo	3283	0	Business Properties	2142	R 2 900 000,00
C1080001000032850000	Tsolo	3285	0	Vacant Land	1222	R 375 000,00
C1080001000032860000	Tsolo	3286	0	Vacant Land	920	R 260 000,00
C1080001000032870000	Tsolo	3287	0	Vacant Land	1222	R 350 000,00

# GENERAL VALUATION ROLL




Published Date  
Objection closing date

31 January 2024  
24 May 2024

Number	Erf/Farm Area	Erf/Farm Number	Portion	Valuation Category	Extent (SQM)	Market Value
C10800010000328800000	Tsolo	3288	0	Vacant Land	940	R 270 000,00
C10800010000328900000	Tsolo	3289	0	Residential Properties	1083	R 395 000,00
C10800010000329000000	Tsolo	3290	0	Vacant Land	1058	R 300 000,00
C10800010000329200000	Tsolo	3292	0	Residential Properties	2158	R 362 500,00
C10800010000330100000	Tsolo	3301	0	Residential Properties	740	R 360 000,00
C10800010000330200000	Tsolo	3302	0	Residential Properties	852	R 470 000,00
C10800010000330300000	Tsolo	3303	0	Business Properties	648	R 1 050 000,00
C10800010000331900000	Tsolo	3319	0	Vacant Land	2139	R 214 000,00
C10800000000003300000	Tsolo RD	33	0	Communal Land	17767072	R 8 900 000,00
C10800000000003300001	Tsolo RD	33	1	Agricultural Properties	3426128	R 1 500 000,00
C10800000000003300002	Tsolo RD	33	2	Agricultural Properties	3426128	R 1 500 000,00
C10800000000005700000	Tsolo RD	57	0	Agricultural Properties	1362749	R 630 000,00
C10800000000005800000	Tsolo RD	58	0	Agricultural Properties	167737	R 77 500,00
C10800000000005900000	Tsolo RD	59	0	Agricultural Properties	2569596	R 1 200 000,00
C10800000000005900001	Tsolo RD	59	1	Agricultural Properties	856532	R 395 000,00
C10800000000005900002	Tsolo RD	59	2	Agricultural Properties	856532	R 395 000,00
C10800000000006000000	Tsolo RD	60	0	Agricultural Properties	4282660	R 1 500 000,00
C10800000000006100000	Tsolo RD	61	0	Public Service Purposes	1409523	R 79 550 000,00
C10800000000006200000	Tsolo RD	62	0	Communal Land	16188569	R 8 100 000,00
C10800000000006300000	Tsolo RD	63	0	Agricultural Properties	4282660	R 1 500 000,00
C10800000000006300001	Tsolo RD	63	1	Agricultural Properties	20000	R 10 000,00
C10800000000006400000	Tsolo RD	64	0	Agricultural Properties	1806212	R 830 000,00
C10800000000006400001	Tsolo RD	64	1	Small Holdings	34261	R 600 000,00
C10800000000006400002	Tsolo RD	64	2	Agricultural Properties	343755	R 158 000,00
C10800000000006400003	Tsolo RD	64	3	Agricultural Properties	507981	R 234 000,00
C10800000000006400004	Tsolo RD	64	4	Agricultural Properties	131335	R 60 500,00
C10800000000006400005	Tsolo RD	64	5	Agricultural Properties	436902	R 201 000,00
C10800000000006400006	Tsolo RD	64	6	Agricultural Properties	127152	R 58 500,00
C10800000000006400007	Tsolo RD	64	7	Agricultural Properties	457959	R 211 000,00
C10800000000006400008	Tsolo RD	64	8	Agricultural Properties	454519	R 209 000,00
C10800000000006500000	Tsolo RD	65	0	Agricultural Properties	3473294	R 1 500 000,00
C10800000000006500001	Tsolo RD	65	1	Agricultural Properties	404683	R 186 000,00
C10800000000006500002	Tsolo RD	65	2	Agricultural Properties	404683	R 186 000,00
C10800000000006600000	Tsolo RD	66	0	Agricultural Properties	1666803	R 770 000,00
C10800000000006600001	Tsolo RD	66	1	Agricultural Properties	1670251	R 770 000,00
C10800000000006700000	Tsolo RD	67	0	Agricultural Properties	2141316	R 990 000,00
C10800000000006800000	Tsolo RD	68	0	Agricultural Properties	2141338	R 990 000,00
C10800000000006900000	Tsolo RD	69	0	Agricultural Properties	2149895	R 990 000,00
C10800000000007000000	Tsolo RD	70	0	Agricultural Properties	2141330	R 990 000,00
C10800000000007100000	Tsolo RD	71	0	Agricultural Properties	2141330	R 990 000,00

# GENERAL VALUATION ROLL



Published Date  
Objection closing date

31 January 2024  
24 May 2024

Number	Erf/Farm Area	Erf/Farm Number	Portion	Valuation Category	Extent (SQM)	Market Value
C1080000000007200001	Tsolo RD	72	1	Agricultural Properties	221199	R 102 000,00
C1080000000007200002	Tsolo RD	72	2	Agricultural Properties	263427	R 121 000,00
C1080000000007200003	Tsolo RD	72	3	Agricultural Properties	301528	R 139 000,00
C1080000000007200004	Tsolo RD	72	4	Agricultural Properties	346125	R 159 000,00
C1080000000007200005	Tsolo RD	72	5	Agricultural Properties	296360	R 137 000,00
C1080000000007200006	Tsolo RD	72	6	Agricultural Properties	318544	R 147 000,00
C1080000000007200007	Tsolo RD	72	7	Agricultural Properties	323969	R 149 000,00
C1080000000007200008	Tsolo RD	72	8	Agricultural Properties	380800	R 175 000,00
C1080000000007200009	Tsolo RD	72	9	Agricultural Properties	350564	R 162 000,00
C1080000000007200010	Tsolo RD	72	10	Agricultural Properties	264226	R 122 000,00
C1080000000007400000	Tsolo RD	74	0	Agricultural Properties	339490	R 156 000,00
C1080000000007400001	Tsolo RD	74	1	Business Properties	20229	R 750 000,00
C1080000000007900000	Tsolo RD	79	0	Agricultural Properties	42827	R 19 700,00
C1080000000008000000	Tsolo RD	80	0	Agricultural Properties	42827	R 19 700,00
C1080000000008100000	Tsolo RD	81	0	Agricultural Properties	409451	R 189 000,00
C1080000000008200000	Tsolo RD	82	0	Agricultural Properties	42827	R 19 700,00
C1080000000008300000	Tsolo RD	83	0	Agricultural Properties	42827	R 19 700,00
C1080000000008900000	Tsolo RD	89	0	Agricultural Properties	49365	R 22 700,00
C1080000000009000000	Tsolo RD	90	0	Agricultural Properties	21413	R 10 000,00
C1080000000009400000	Tsolo RD	94	0	Agricultural Properties	42827	R 19 700,00
C1080000000009500000	Tsolo RD	95	0	Agricultural Properties	63669	R 29 300,00
C1080000000009600000	Tsolo RD	96	0	Agricultural Properties	188922	R 87 000,00
C1080000000009700000	Tsolo RD	97	0	Agricultural Properties	42436	R 19 600,00
C1080000000009800000	Tsolo RD	98	0	Agricultural Properties	111321	R 51 500,00
C1080000000009900000	Tsolo RD	99	0	Business Properties	51392	R 913 700,00
C1080000000010000000	Tsolo RD	100	0	Agricultural Properties	53862	R 24 800,00
C10800000000039300000	Tsolo RD	393	0	Communal Land	6532703	R 3 250 000,00
C10800000000040700000	Tsolo RD	407	0	Communal Land	30524608	R 15 250 000,00
C10800000000043300000	Tsolo RD	433	0	Communal Land	99346514	R 49 650 000,00
C10800000000047000000	Tsolo RD	470	0	Communal Land	12299237	R 6 150 000,00
C10800000000047200000	Tsolo RD	472	0	Communal Land	22219336	R 11 100 000,00
C10800000000053700000	Tsolo RD	537	0	Communal Land	31658000	R 15 850 000,00
C10800000000054100000	Tsolo RD	541	0	Communal Land	30017972	R 15 000 000,00
C10800000000054500000	Tsolo RD	545	0	Communal Land	19007356	R 9 500 000,00